



# Retail Price List

January 15, 2011

**American Security Products Company**  
11925 Pacific Avenue • Fontana, CA 92337  
800-421-6142 • 951-685-9680 • Fax 951-685-9685

**ON THE WEB:** [www.amsecusa.com](http://www.amsecusa.com)  
**CONTACT US:** [info@amsecusa.com](mailto:info@amsecusa.com)

Not responsible for typographical errors. Manufacturer reserves the right to make changes as necessary.

Table of Contents .....	2
Terms and Conditions .....	3
<b>GUN SAFES</b> .....	4
<b>VAULT DOOR</b> .....	4
<b>AMERICAN SECURITY HOME Safes</b> .....	4
<b>AMERICAN SECURITY HANDGUN Safes</b> .....	4
<b>GUN SAFE OPTIONS AND ACCESSORIES</b> .....	5-6
<b>BURGLARY AND FIRE SAFES BF® and CSC Series</b> .....	7
<b>PREMIER SERIES BF® CE/HOME SECURITY-High Gloss Burglary and Fire Safes</b> .....	7
<b>FIRE SAFES, Domestic, U.L. 2 Hr.</b> .....	8
<b>IMPORTED FIRE SAFES Residential and Commercial</b> .....	8
<b>"B" RATE WIDE BODY (BWB) SECURITY CHESTS</b> .....	8
<b>"B" RATE PREMIUM (BLB) CHESTS Freestanding</b> .....	8
<b>"C" RATE CHESTS (BLC) Freestanding</b> .....	9
<b>MINI "B"RATE Safes</b> .....	9
<b>CASH BOXES AND KEY CABINETS</b> .....	10
<b>COMPACT BURGLARY SAFES &amp; IN-ROOM SAFES</b> .....	10
<b>AMVAULT TL-15 &amp; TL-30, Fire Rated Composite Safes</b> .....	11
<b>ACF TL-30, Fire Rated Composite Safes - Custom Sizes Quoted Upon Request</b> .....	11
<b>DXE/DXF TL-15, TL-30 Plate Body, Plate Door Safes</b> .....	12
<b>CDXE/CDXF TL-15, TL-30 Composite Body, Plate Door Safes</b> .....	13
<b>"B" RATE DEPOSITORY Safes</b> .....	14
<b>BWB WIDE BODY FRONT LOAD DEPOSITORY Series</b> .....	15
<b>RETAIL MONEY MANAGER SAFE</b> .....	16
<b>"B" RATE SAFEWIZARD ACCESS CONTROL DEPOSITORY Safes</b> .....	16
<b>MONEY MANAGER Cash Management Safes</b> .....	17
<b>ACF TL-30 DEPOSITORY SAFE, Double Door</b> .....	17
<b>WALL SAFES</b> .....	17
<b>UNDERCOUNTER SAFES (K1 Series)</b> .....	18
<b>UNDERCOUNTER SAFES (TBO Series)</b> .....	18
<b>STORAGE CABINETS</b> .....	19
<b>STAR ROUND LIFT-OUT DOOR, Tubular Body Floor Safes</b> .....	20
<b>STAR ROUND LIFT-OUT DOOR, Rectangular Body Floor Safes</b> .....	20
<b>MAJOR ROUND LIFT-OUT DOOR, Tubular Body Floor Safes</b> .....	20
<b>"B" RATE SUPER BRUTE Hinged Door Floor Safes</b> .....	21
<b>"B" RATE BRUTE Wide Hinged Door Floor Safes</b> .....	21
<b>"B" RATE MINI -BRUTE, Square Body, Lift-Out Door Floor Safes</b> .....	21
<b>TELLER LOCKERS</b> .....	22-23
<b>INTERIOR DRAWER OPTIONS</b> .....	22
<b>INTERIOR LOCKER OPTIONS</b> .....	23
<b>ELECTRONIC LOCKS</b> .....	24-26
<b>INSTALLED LOCK OPTIONS &amp; Replacement Keys</b> .....	27
<b>INSTALLED OPTIONS, and Touch-up Paint</b> .....	28
<b>REPLACEMENT SAFE BODIES, HINGED DOORS, LIFT-OUTDOORS</b> .....	29
<b>MATERIAL HANDLING EQUIPMENT</b> .....	30
<b>PROMOTIONAL MATERIALS</b> .....	31
<b>INDEX</b> .....	32

## FedEx / UPS Packaging

Additional packaging is required for all safes shipping via FedEx or UPS to protect the safe from transit damage.

This excludes products already packaged for FedEx or UPS shipment.\*

Maximum weight for FedEx or UPS is 150 lbs.

AMSEC will not be held liable for damages if this packaging is not requested at the time of order.

**Order Part #4505400**

Net up charge \$8.00 per package.

\*PB2 / WS1814 / SWVV1014

## TERMS AND CONDITIONS

### TERMS

Terms are 2% C.I.A. (Cash In Advance) or net 30 days to customers who have established and maintained a satisfactory credit rating with us. 30 days after the completion of custom products, customer agrees to take delivery and be invoiced for such products.

### PRICES

Prices are F.O.B. Fontana, California and are subject to change without notice. Orders for products not included in this price list will be treated as specials, and prices will be assigned by individual quotations issued by **American Security Products Company (AMSEC)**.

State or local sales taxes, or other taxes that may be levied or assessed upon a sale or purchase of products listed in this price are not included in the prices shown. Any such taxes must be paid by the purchaser and if, by law, the vendor is chargeable with the collection or payment thereof, the sum must be added as a tax to the price listed herein.

SALES NOTICE: Any sales of products shipped in California, Georgia or Florida are subject to sales tax, unless purchaser has on file with American Security Products, a resale certificate issued from the state products are being shipped into.

### HOW TO ORDER

All orders for standard products must specify the model number and description. Orders for specials must include complete descriptions and or drawings, color and delivery information. Routing information should be supplied in writing as well as the selection of the freight carrier. Otherwise the merchandise will be shipped "best way". Purchase orders mailed to confirm telephone orders must be marked "Confirmation-Do Not Duplicate." Orders may not be cancelled except by written consent from **AMSEC**, Fontana, California. Cancelled orders for catalog items may be subject to a restocking charge of 20%. Cancelled orders for specials are subject to charges based on the degree of completion and market value of the unit(s). Special orders (custom units) must ship within 30 days of original ship date.

### DESTINATION INSPECTION

All **AMSEC** products are inspected at the factory prior to shipment. **AMSEC's liability for damaged merchandise ceases when the shipment is accepted by a common carrier. All merchandise should be carefully inspected by the consignee and if damage or shortage is evident, the consignee should refuse acceptance until an agent of the carrier indicates on the delivery receipt the nature and extent of the damages or shortages.** All claims for damages or shortages should be made directly to the carrier. In cases of hidden damage (damage not evident on the carton or crate) unpacking should be stopped and the carrier notified to send an inspector. Save the original carton or crate for the inspector to examine.

### RETURN SHIPMENT

Return Shipments will not be accepted unless authorized in advance and an RGA# assigned by **AMSEC**, and are subject to cancellation, transportation, handling and restocking charges.

### WARRANTY SERVICE POLICY

Service performed under **AMSEC's** Limited Warranty will be considered for approval only if the following procedures and policies are followed:

1. A Warranty Authorization Number must be obtained from **AMSEC BEFORE ANY SERVICE WORK IS PERFORMED.** Authorization can be obtained by calling the **AMSEC** Service Department at 951-685-9680 between the hours of 7:30 a.m. and 4:30 p.m. Pacific Time, Monday through Friday. The serial number, description of the product and nature of the problem must be supplied to **AMSEC** to determine warranty status before an authorization number will be assigned. Issuance of the authorization number recognizes only the existence of a problem and does not constitute an admission of liability by **AMSEC**. Only approved service representatives will be authorized to perform warranty service.
2. **AMSEC** will send a Warranty Service Report form (WSR) either by mail or with any required parts. This form must be filled out and returned with your invoice and defective parts before service charges can be considered for payment.
3. **AMSEC's** warranty covers defects in workmanship and parts for one year (3 years on imported fire safes). Defective parts must be returned (not repaired unless instructed) to **AMSEC**. If parts are not returned, the warranty invoice will be denied. Do not invoice for parts. Defective parts will be replaced by **AMSEC**. State sales tax does not apply to warranty service work and will not be honored.
4. Any service performed prior to issuance of a warranty authorization number will be subject to denial. **PRICES SUBJECT TO CHANGE WITHOUT NOTICE. NOT RESPONSIBLE FOR TYPOGRAPHICAL ERRORS.**
5. For complete details concerning **AMSEC's** product warranty please visit the product support section of our website at [www.amsecusa.com](http://www.amsecusa.com)

## AMSEC GUN SAFE RETAIL PRICE LIST (January 15, 2010) (800-421-6142)

### AMSEC Product Catalog Pages 23-29

Model Number	Specifications (H x W x D)	Description	Interior	HIGH GLOSS (LG/LE/LN)	TWO-TONE (LG/LE/LN) (OXBK)(CMGR)	TEXTURED (LTG/LTE/LTN)
<b>HS SERIES (2-Hr Fire Rating) (U.L. Listed TL-15 &amp; TL-30 Burglary Rated)</b>						
RF6528	ID 65" x 28" x 20" OD 72" x 35" x 29½"	RF6528-●-F-●-A (2¾" Door)(3455 Lbs.)	12-18-30 Gun	\$11,085	n/a	\$9,760
HS7943	ID 72" x 36" x 20" OD 79" x 43" x 29½"	HS7943-●-F-●-A (2¾" Door)(6840 Lbs.)	12-23-35 Gun	\$18,245	n/a	\$16,920
HS6743	ID 60" x 36" x 20" OD67" x 43" x 29½"	HS6743-●-F-●-A (2¾" Door)(4824 Lbs.)	12-23-35 Gun	\$15,575	n/a	\$14,250
<b>BF® SERIES (90 min. Fire Rating) (U.L. Listed RSC Burglary Rated) (NEW! StorIt-PDO Standard) (NEW! Pull-Handle Standard)</b>						
BF7250	71¼" x 50" x 28", 1,682 Lbs. <b>NEW!</b> Includes Stor-it-"PDO" Door Organizer	BF7250-●-F-●-A	12-22-24-33-45 + 2 Gun	\$7,200	\$6,805	\$6,320
BF7240	71¼" x 40" x 26", 1,490 Lbs <b>NEW!</b> Includes Stor-it-"PDO" Door Organizer	BF7240-●-F-●-A	12-14-24-26-38 + 2 Gun	\$6,770	\$6,300	\$5,860
BF6636	65¼" x 36" x 26", 1,246 Lbs <b>NEW!</b> Includes Stor-it-"PDO" Door Organizer	BF6636-●-F-●-A	12-19-31 + 2 Gun	\$5,630	\$5,160	\$4,720
BF6030	59¼" x 30" x 26", 976 Lbs <b>NEW!</b> Includes Stor-it-"PDO" Door Organizer	BF6030-●-F-●-A	11-14-25 + 2 Gun	\$3,975	\$3,645	\$3,425
BF6032	59 ½" x 30" x 21", 862 Lbs <b>NEW!</b> Includes Stor-it-"PDO" Door Organizer	BF6032-●-F-●-A	7-11-18 + 2 Gun	\$3,740	\$3,410	\$3,190
All Shelf Interiors "BF"HS"RF" Safes		After model #, use suffix "AS" and standard price listed				
EMPTY Gun Safes "BF"HS"RF" Safes (No Interiors)		After model #, use suffix "E" and deduct interior price listed under Interiors/Replacement				
<b>SF SERIES (60 min. Fire Rating) (NEW! StorIt-PDO Standard) (SF5924 does not come with a PDO) (NEW! 14 1-1/2" Bolts)</b>						
SF6036	59" x 36" x 26", 718 lbs <b>NEW!</b> Includes Stor-it-"PDO" Door Organizer	SF6036-●-F-●-A	17-17-34 + 2 Gun	\$2,965	\$2,835	\$2,670
	All-Shelf Kit (4 shelves) - Velour	Part# 1335350		\$295	\$295	\$295
SF6030	59" x 30" x 26", 646 lbs <b>NEW!</b> Includes Stor-it-"PDO" Door Organizer	SF6030-●-F-●-A	14-14-28 + 2 Gun	\$2,660	\$2,530	\$2,365
	All-Shelf Kit (4 shelves) - Velour	Part# 1335349		\$230	\$230	\$230
SF6032	59" x 30" x 21", 576lbs <b>NEW!</b> Includes Stor-it-"PDO" Door Organizer	SF6032-●-F-●-A	9-9-18 +2 Gun	\$2,510	\$2,380	\$2,215
	All-Shelf Kit (4 shelves) - Velour	Part# 1335348		\$210	\$210	\$210
SF5924	59" x 24" x 18", 462 lbs <b>NEW!</b> Includes Stor-it-"PDO" Door Organizer	SF5924-●-F-●-A	8-8-16 Gun	\$1,935	\$1,870	\$1,705
	All-Shelf Kit (4 shelves) - Velour	Part# 1335347		\$145	\$145	\$145
<b>TF SERIES (30 min. Fire Rating) (NEW! StorIt-PDO Standard) (TF5924 and TF5517 does not come with a PDO) (NEW! 14 1-1/4" Bolts)</b>						
NEW! TF7240	72" x 40" x 26", 926lbs Includes Stor-it-"PDO" Door Organizer	TF7240-LTE-F-BK-A	15-15-15-30-45 +2 Gun			\$2,840
	All-Shelf Kit (5 shelves) - Mocha Fabric	Part# 1335376				\$350
TF6036	59" x 36" x 26", 618lbs <b>NEW!</b> Includes Stor-it-"PDO" Door Organizer	TF6036-LTE-F-BK-A	19-19-38 +2 Gun			\$1,835
	All-Shelf Kit (4 shelves) - Mocha Fabric	Part# 1335325				\$275
TF6030	59" x 30" x 26", 528 lbs <b>NEW!</b> Includes Stor-it-"PDO" Door Organizer	TF6030-LTE-F-BK-A	15-15-30 + 2 Gun			\$1,610
	All-Shelf Kit (4 shelves) - Mocha Fabric	Part# 1335324				\$200
TF6032	59" x 30" x 21", 472 lbs <b>NEW!</b> Includes Stor-it-"PDO" Door Organizer	TF6032-LTE-F-BK-A	11-11-22 + 2 Gun			\$1,455
	All-Shelf Kit (4 shelves) - Mocha Fabric	Part# 1335323				\$180
TF5924	59" x 24" x 18", 388 lbs <b>NEW!</b> Includes Stor-it-"PDO" Door Organizer	TF5924-LTE-F-BK-A	8-8-16 Gun			\$1,155
	All-Shelf Kit (4 shelves) - Mocha Fabric	Part# 1335322				\$120
TF5517	55¼" x 17 ¾" x 16" 286 lbs. ea., 1114 lbs-4pk <b>NEW!</b> Includes Stor-it-"PDO" Door Organizer	TF5517-LTE-F-BK-11	11 gun (Shipped 4 per pallet, priced as each)			\$790
	All-Shelf Kit (4 shelves) - Mocha Fabric	Part# 1335321				\$115
<b>EXECUTIVE VAULT (2-Hr Fire Rating)</b>						
CSC4520EXEC	ID:45" x 20" x 21.2", OD:50.5x25.5x28.9	768 Lbs., 6 Gun with 3 shelves, Stor-it Pack & Dehumidifier				\$2,475
<b>AMERICAN SECURITY HOME SAFES (30 min. Fire Rating)</b>						
AM4020	40" x 20" x 20" (1" Door), 282 lbs.	4020	Includes 3 shelves			\$1,295
AM3020	30" x 20" x 20" (1" Door), 230 lbs.	3020	Includes 2 shelves			\$1,045
AM2020	20" x 20" x 20" (1" Door), 180 lbs.	2020	Includes 1 shelf			\$810
<b>DEFENSE VAULT (Available July 2011)</b>						
NEW! DV652	6" x 52" x 14", 74lbs	New AMSEC ESL5 Electronic Lock, foam-padded slide-out gun tray, fits under a bed for quick access to home defense weapons.				\$760
<b>HAND GUN SAFES</b>						
PB2 (w/5BE)	8 H x 12 W x 4 D, 6 lbs	Electronic Push button lock / hand gun safe (shipped in 6 unit master pack, priced as each)				\$160
PB2 Mounting Plate	7 H x 11 W, 2.2 lbs (PN# 0255941)	Quick release anchor plate assembly with pre-punched holes that allow easy installation in most surfaces.				\$30
NEW! IRC412	4.5H x 12 W x 14D, 15 lbs.	Electronic hand gun safe (holds two hand guns)				\$210

● = HIGH GLOSS & TWO-TONE: specify 'LG' for all brass, 'LE' for all chrome, 'LN' for all black nickel hardware & trim or TEXTURED: specify 'LTG' for brass, 'LTE' for chrome, 'LTN' for black nickel hardware & trim.

● = COLOR: HIGH GLOSS, specify B=Burgundy, HG=Hunter Green, OX=Onyx, PW=Pearl, PL=Platinum, CM=Charcoal Metallic, MM=Macadamia Metallic Finish. TEXTURED, Specify BK=Satin Black, GR=Granite, ST=Sandstone, CB=Chocolate Brown. 2 TONE FINISH, specify OXBK: (OX)Onyx high gloss door and (BK)Satin Black textured body, CMGR: (CM)Charcoal Metallic high gloss door and (GR)Granite textured body or any other color combination desired. **EXAMPLE:BF6030-LG-F-HG-A (BF 6030, with brass hardware, fire, hunter green)**

**AMSEC GUN SAFE - RETAIL PRICE LIST CONTINUED (January 15, 2010) (800-421-6142)**

Model Number	Specifications (H x W x D)	Description	Wt.	TEXTURED (LTG/LTE/LTN)
<b>VAULT DOOR (AMSEC Product Catalog Page 28)</b>				
<b>NEW!</b> VD8030SF	Wall Opening:79½" x 29½" Door Opening:77½" x 26½" In-Swing Door Opening:77½" x 20-5/16"	VD8030SF- <b>1-F-2</b> - Textured Only (Not available in "LTN") (619 LBS. Door only / 839 LBS shipping weight)		<b>\$4,145</b>
VD8030BF	Wall Opening:79½" x 29½" Door Opening:77½" x 26-1/4" In-Swing Door Opening:77½" x 20-5/16"	VD8030SFIS- <b>1-F-2</b> - Textured Only (Not available in "LTN") VD8030BF- <b>1-F-2</b> - Textured Only (695 LBS. Door only / 915 LBS shipping weight)		<b>\$4,145</b> <b>\$4,580</b>
		VD8030BFIS- <b>1-F-2</b> - Textured Only		<b>\$4,580</b>
<b>NEW!</b> AMSEC Vault Doors have adjustable door frames to fit a wall thickness of 4-3/4" to 9-3/4"				

**DOCUMENT & ELECTRONIC RESIDENTIAL SAFES**

<b>NEW!</b> EST712	OD: 11-13/16" x 16-5/8" x 13-3/4"	Elec./ Fire Safe, Includes (1) shelf	100	<b>\$290</b>
<b>NEW!</b> EST914	OD: 14" x 19-1/2" x 15-3/8"	Elec./ Fire Safe, Includes (1) drawer shelf	150	<b>\$320</b>
<b>NEW!</b> EST149	OD: 19-1/2" x 14" x 15-5/16"	Elec./ Fire Safe, Includes (1) drawer shelf	126	<b>\$320</b>
<b>NEW!</b> EST1814	OD: 23-5/8" x 18-7/8" x 18-7/8"	Elec./ Fire Safe, Includes (1) drawer shelf	187	<b>\$680</b>
FS914	OD: 14" x 19-1/2" x 15-3/8"	Combination./ Fire Safe, Includes (1) drawer shelf	124	<b>\$245</b>
FS149	OD: 19-1/2" x 14" x 15-5/16"	Combination./ Fire Safe, Includes (1) drawer shelf	126	<b>\$245</b>
<b>NEW!</b> EST813	OD: 8" x 12-1/4" x 7-3/4"	Elec./Burglary Safe,	14	<b>\$125</b>
<b>NEW!</b> EST916	OD: 9" x 16" x 13-1/8"	Elec./Burglary Safe,	14	<b>\$185</b>
<b>NEW!</b> EST1014	OD: 9-3/4" x 13-3/4" x 9-3/4"	Elec./Burglary Safe, Includes (1) Removable shelf	22	<b>\$140</b>
<b>NEW!</b> EST2014	OD: 10-3/4" x 13-3/4" x 12-1/4"	Elec./Burglary Safe, Includes (1) Removable shelf	50	<b>\$235</b>
<b>NEW!</b> ESF1214	OD: 11-1/2" x 14-11/16" x 12-3/4"	Electronic Fingerprint Safe, includes (1) adjustable shelf	54	<b>\$560</b>

**AMSEC GUN SAFE - RETAIL PRICE LIST LOCK, DIAL & HANDLE OPTIONS (January 15, 2010) (800-421-6142)****AMSEC Product Catalog Pages 41-43**

PART NUMBER	DESCRIPTION	RETAIL
4505798 (Black Nickel), 4505763 (Brass), 4505764 (Chrome)	Electronic Lock, AMSEC ESL-10XL	<b>\$140.00</b>
0615867 (Black Nickel), 0615770 (Brass), 0615772 (Chrome)	Electronic Lock, AMSEC ESL-10XL (retro-fit kit)	<b>\$215.00</b>
4505775-LN (Black Nickel), 4505775 (Brass), 4505775-CHR (Chrome)	Electronic Lock, AMSEC ESL10XL, (Installed on TF series / American Security Home Safes / CSC4520EXEC Safes)	<b>\$200.00</b>
4505826 (Brass), 4505825 (Chrome)	Biometric Electronic lock, AMSEC, (Installed on new safe)	<b>\$630.00</b>
0615895 (Brass), 0615894 (Chrome)	Biometric Electronic lock, AMSEC, (retro-fit kit)	<b>\$655.00</b>
4505828 (Brass), 4505827 (Chrome)	Biometric Electronic lock, AMSEC, (Installed on TF series / American Security Home Safes / CSC4520EXEC Safes)	<b>\$690.00</b>
4505042 (Brass), 4505331 (Chrome)	S&G 6120 Round Keypad, Electronic Lock (Installed on new safe)	<b>\$215.00</b>
0615096-02 (Brass), 0615777 (Chrome)	S&G 6120 Round Keypad, Electronic Lock (retro-fit kit)	<b>\$285.00</b>
4505744 (Brass), 4505744-CHR (Chrome)	S&G 6120 Round Keypad, Electronic Lock (Installed on TF series / American Security Home Safes)	<b>\$275.00</b>
4505726 (Brass), 4505725 (Chrome)	S&G 6120- (211 Brass or 210 Chrome) EZ Keypad, Electronic Lock (Installed on new safe)	<b>\$185.00</b>
0615594 (Brass), 0615592 (Chrome)	S&G 6120- (211 Brass or 210 Chrome) EZ Keypad, Electronic Lock retro-fit kit	<b>\$255.00</b>
4505745 (Brass), 4505745-CHR (Chrome)	S&G 6120-211 EZ Keypad, Electronic Lock (Installed on TF series / American Security Home Safes / CSC4520EXEC Safes)	<b>\$245.00</b>
4505753 (Brass), 4505755 (Brt Chrome)	S&G Biometric Electronic Lock, installed on new safe	<b>\$940.00</b>
0615729 (Brass), 0615735 (Brt Chrome)	S&G Biometric Electronic Lock, retro-fit kit	<b>\$1,010.00</b>
4505794 (Brass), 4505795 (Brt Chrome)	S&G Biometric Electronic Lock (Installed on TF series / American Security Home Safes / CSC4520EXEC Safes)	<b>\$1,000.00</b>
4505834 (Chrome)	S&G 2007-102 D-drive Titan Lock - up to 7 users, 99 min TDL (Installed on new safe)	<b>\$160.00</b>
4505834 (Chrome)	S&G 2007-102 D-drive Titan Lock - up to 7 users, 99 min TDL (retro-fit kit)	<b>\$230.00</b>
4505367 (Brass), 4505752 (Brt Chrome)	LaGard 3802 LG Basic Electronic Lock (Installed on new safe)	<b>\$165.00</b>
0615357 (Brass), 0615641 (Brt Chrome)	LaGard 3802 LG Basic Electronic Lock (retro-fit kit)	<b>\$260.00</b>
4505746 (Brass), 4505746-CHR (Chrome)	LaGard 3802 LG Basic, Electronic Lock (Installed on TF series / American Security Home Safes / CSC4520EXEC Safes)	<b>\$225.00</b>
4505527 (Brass), 4505527 (Chrome)	Group II lock with key-locking spy-proof dial and ring (Installed on TF series / American Security Home Safes / CSC4520EXEC Safes)	<b>\$200.00</b>
0345271 (Black Nickel), 0345269 (Brass), 0345270 (Chrome)	Pull Handle available on "BF" Gun Safes, "BF" Vault Door, HS, RF & Custom Safes	<b>\$120.00</b>
<b>TOUCH-UP PAINT</b> 4505101	Touch-up 2 oz. (Specify Color) Textured Finish	<b>\$20.00</b>
4505108	Touch-up 2 oz. (Specify Color) High Gloss Finish	<b>\$35.00</b>

Our Customer Service Dept. will be happy to help you with any questions, **800-421-6142**. Monday through Friday 8:00 am to 4:30 pm, PST.

**DAMAGE CLAIMS:** All safes are carefully packed for shipment. The manufacturer's liability ceases when the transportation carrier accepts the shipment in good condition. The carrier's liability ceases when you sign for the merchandise. **INSPECT YOUR SAFE(S) FULLY BEFORE SIGNING THE DELIVERY RECEIPT.** Although unlikely, if damage occurs, you have the option of refusing the shipment or negotiating a settlement with the carrier. To negotiate a settlement, follow these steps: 1) Note the extent of the damage on the freight bill and sign your name. 2) Save all packaging material. 3) Call the freight carrier immediately and request a damage inspection claim.

**SALES NOTICE:** Any sales of products shipped in California, Georgia or Florida are subject to sales tax, unless purchaser has on file with American Security Products, a resale certificate issued from the state products are being shipped into.

Manufacturer reserves the right to make engineering revisions and price changes without notice. Material thickness may vary due to mill tolerances. Prices subject to change without notice. Not responsible for typographical errors. Manufacturer reserves the right to make changes as necessary.

## AMSEC GUN SAFE - RETAIL PRICE LIST ACCESSORIES (January 15, 2010) (800-421-6142)

## AMSEC Product Catalog Page 25

DESCRIPTION	PART NUMBER	SPECIFICATIONS (HxWxD)	RETAIL
<b>ACCESSORIES</b>	<b>NEW!</b> 4505565	"Premium Upgrade Package #1:(All BF, SF, RF, HS and CSC Series Gun Safes) Includes: HIWL120 LED light Kit, dehumidifier rod, internal power strip and jewelry tray	<b>\$340.00</b>
	<b>NEW!</b> 4505566	"Premium Upgrade Package #2:(All TF Series Gun Safes and AM Series Home Safes) Includes: HIWL120 LED light Kit, dehumidifier rod, internal power strip and jewelry tray	<b>\$380.00</b>
	<b>NEW!</b> 4505901	HIWL120 LED light Kit #1:(All BF, SF, RF, HS and CSC Series Gun Safes) Includes: Two 39" light strips with 120 high density white LED's, a built in motion sensor and power strip	<b>\$210.00</b>
	<b>NEW!</b> 4505902	HIWL120 LED light Kit #2:(All TF Series Gun Safes and AM Series Home Safes) Includes: Two 39" light strips with 120 high density white LED's, a built in motion sensor and power strip	<b>\$250.00</b>
	<b>NEW!</b> 3115042	Battery Operated Light Kit with a universal back cover mount plate and batteries.	<b>\$45.00</b>
	3645084	Shelf Pistol Rack (holds 4 pistols) 2 lbs.	<b>\$47.50</b>
	1345378	Wood Jewelry Tray, w/ dividers, burgundy felt lined,	<b>\$60.00</b>
	3115028	Replacement Lamp, 8 Watt Fluorescent, 12"	<b>\$15.00</b>
	3115029	Replacement Lamp, 14 Watt Fluorescent, 22"	<b>\$20.00</b>
	3275000	Dri-Rod Dehumidifier with detach plug, 18", 1 lb.	<b>\$47.50</b>
	3645027	Desiccant (6 bags) 7 lbs.	<b>\$47.50</b>
	1735016	Pallet Skirt Black Velveteen, Specify model of safe	<b>\$75.00</b>
	1335358	Stor-It "pdo" Additional Holsters (ea.)	<b>\$10.00</b>
	1375037	Stor-It Necklace Hanger, Solid Wood with 13 Pegs, 4" h x 14" w	<b>\$45.00</b>
1375038	Stor-It Necklace Hanger, Solid Wood with 13 Pegs, 4" h x 14" w (Installed)	<b>\$50.00</b>	
<b>ULTRA-LIFT SAFE HANDLING EQUIP.</b> (AMSEC Product Catalog Pg 44)	1500UL-SMS	AMSEC Safe Moving System, includes 1500UL and options QMW, SEH, VMA and VGH listed below	<b>\$4,430.00</b>
	1500UL	Ultra Lift Model 1500	<b>\$3,407.00</b>
	1500UL-QMW	QMW - Quad Main Wheels	<b>\$160.00</b>
	1500UL-SEH	SEH - StrongArm Extension Handle	<b>\$317.00</b>
	1500UL-VMA	VMA - Vertical Move Assembly	<b>\$342.00</b>
	1500UL-VGH	VGH - Vacuum Grip Handle	<b>\$131.00</b>
	1500UL-RTA	RTA - Rough Terrain Attachment	<b>\$281.00</b>
	1500UL-PLE	Portable Landing Extender	<b>\$558.00</b>
	1500UL-LP6WD	Low Profile 6 Wheel Dolly	<b>\$394.00</b>
	1500UL-LPS	Load Positioning System	<b>\$394.00</b>
1500UL-LBB	Load Balance Box	<b>\$232.00</b>	
<b>Installed / Retrofit</b>			
<b>NEW! OPTIONAL "AR" GUN RACKS / BF GUN SAFES ONLY</b> (Fits in side shelf area) (AMSEC Product Catalog Pg 25)	4505549 / M3V4P	BF6032 / 7 Gun / Plush Pin-Dot Tan	<b>\$30.00</b>
	4505558 / U2V4P	BF6032 w/ Stor-it PDO, Door Organizer / 5 Gun / Plush Pin-Dot Tan	<b>\$30.00</b>
	4505548 / M2V4P	BF6030 / 11 Gun / Plush Pin-Dot Tan	<b>\$35.00</b>
	4505559 / U1V4P	BF6030 w/ Stor-it PDO, Door Organizer / 9 Gun / Plush Pin-Dot Tan	<b>\$35.00</b>
	4505555 / M6V4P	BF6636 / 11 Gun / Plush Pin-Dot Tan	<b>\$40.00</b>
	4505560 / U3V4P	BF6636 w/ Stor-it PDO, Door Organizer / 9 Gun / Plush Pin-Dot Tan	<b>\$40.00</b>
	4505556 / M5V4P	BF7240 / 11 Gun / Plush Pin-Dot Tan	<b>\$40.00</b>
	4505561 / U4V4P	BF7240 w/ Stor-it PDO, Door Organizer / 9 Gun / Plush Pin-Dot Tan	<b>\$40.00</b>
	4505557 / M7V4P	BF7250 / 13 Gun / Plush Pin-Dot Tan (Does not fit center area)	<b>\$40.00</b>
4505562 / U5V4P	BF7250 w/ Stor-it PDO, Door Organizer / 11 Gun / Plush Pin-Dot Tan	<b>\$40.00</b>	
<b>INTERIORS / REPLACEMENT PLUSH PIN-DOT (Tan)</b> (Does not include back wall and back cover)	BF6032	Specify color of interior and capacity / All in one 8-14-22 / All Shelf	<b>\$425.00</b>
	BF6030 RF6528	Specify color of interior and capacity / All in one 12-18-30 / All Shelf	<b>\$485.00</b>
	BF6636, HS6743, HS7943	Specify color of interior and capacity / All in one 12-23-35 / All Shelf	<b>\$720.00</b>
	BF7240	Specify color of interior and capacity / All in one 12-18-24-30 / 58 / All Shelf	<b>\$770.00</b>
	BF7250	Specify color of interior and capacity / All in one 12-23-24-35-47 / All Shelf	<b>\$840.00</b>

**U.L. Listed Burglary and Fire Safes****AMSEC Product Catalog Page 18**

The industry's first U.L. listed, fire rated burglary safe offers an affordable solution when burglary and fire protection are an essential part of your buying decision! During Underwriter's Laboratories grueling testing procedures, the BF® series earned the U.L. listed Class 350° F, One Hour Fire Label and the (RSC) Residential Security Container Burglary Label.

Model	Inside Dimension	Outside Dimension*	Clear Door	Cu. In.	Wt.	Shelves	Retail
BF1512(*)(**)	15 x 12 x 13	20¼ x 17¼ x 18¾	15 x 12	2,340	288	1	<b>\$1,660</b>
BF1716(*)(**)	17 x 16½ x 16	22¼ x 21¾ x 21¾	17 x 16½	4,488	412	1	<b>\$2,000</b>
BF2116(*)(**)	21 x 16½ x 14½	26¼ x 21¾ x 20¼	21 x 16½	5,024	476	1	<b>\$2,095</b>
BF3416(*)(**)†	34 x 16½ x 16	39¼ x 21¾ x 21¾	34 x 16½	8,976	628	2	<b>\$2,625</b>

BOLT DOWN KIT INCLUDED, \* ADD 2" FOR DIAL & HANDLE

Hardware on above safes specify (\*): Brass (LTG) on Sandstone and Chrome (LTE) on Granite

Color Options Specify (\*\*): (GR) = Granite, (ST) = Sandstone

† 1/2 hour U.L. Fire Rating

**Free ESL10XL Electronic lock through 2011!**

**Add(E1) to part. Example: (BF1512E1)**

**CSC Series Burglary and Fire Composite Safes****AMSEC Product Catalog Page 17**

AMSEC CSC SERIES COMPOSITE SAFES are an affordable solution when you want to protect both documents from fire and valuables from burglary attacks.

During extreme testing procedures the CSC SERIES COMPOSITE safes passed a 2-Hour, 350°F factory fire test certification.

Model	Inside Dimension	Outside Dimension*	Shelves	Cu. In.	Wt.	Retail
CSC1413	14 x 12.5 x 12.2	19.5 x 18 x 19.9	1	2,135	256	<b>\$830</b>
CSC1913	19 x 12.5 x 12.2	24.5 x 18 x 19.9	2	2,898	318	<b>\$970</b>
CSC3018	30 x 18 x 16.3	35.5 x 23.5 x 24	3	8,802	462	<b>\$1,450</b>
CSC4520	45 x 20 x 21.2	50.5 x 25.5 x 28.9	4	19,080	768	<b>\$1,920</b>

Durable and attractive light gray textured finish. U.L. Listed Group II combination lock with spy-proof dial standard.

**CSC Series with ESL10XL Electronic Lock Option**

Model	Description	Retail
CSC1413E1	Electronic lock, ESL10XL Chrome installed	<b>\$1,030</b>
CSC1913E1	Electronic lock, ESL10XL Chrome installed	<b>\$1,170</b>
CSC3018E1	Electronic lock, ESL10XL Chrome installed	<b>\$1,650</b>
CSC4520E1	Electronic lock, ESL10XL Chrome installed	<b>\$2,120</b>

**Premier Series Safes****AMSEC Product Catalog Pages 18 & 35**

the BF® series earned the U.L. listed Class 350° F, One Hour Fire Label and the (RSC) Residential Security Container Burglary Label. Available in 5 high gloss colors.

Model	Inside Dimension	Outside Dimension*	Cu. In.	Wt.	Shelves	Retail
BF1512(*)	15 x 12 x 13	20¼ x 17¼ x 18¾	2,340	288	1	<b>\$2,335</b>
BF1716(*)	17 x 16½ x 16	22¼ x 21¾ x 21¾	4,488	412	1	<b>\$2,675</b>
BF2116(*)	21 x 16½ x 14½	26¼ x 21¾ x 20¼	5,024	476	1	<b>\$2,770</b>
BF3416(*)	34 x 16½ x 16	39¼ x 21¾ x 21¾	8,976	628	2	<b>\$3,300</b>
CE1814(*)	18 x 14 x 12	25 x 21 x 21½	3,024	700	1	<b>\$3,525</b>
CE2518(*)	25 x 18 x 16	32 x 25 x 25½	7,200	1,130	2	<b>\$3,990</b>

Color Options Specify (\*): BY=Burgundy, HG=Hunter Green, OX=Onyx, PW=Pearl, PL=Platinum, CM=Charcoal Metallic, MM=Macadamia Metallic Finish

Hardware on above safes will be in brass (LG) or chrome (LE)

**B-Rate Wide Body Chests**

AMSEC Product Catalog Page 14

Model	Inside Dimension	Outside Dimension	Clear Door	Cu. In.	Wt.	Shelves	Retail
BWB2020	19¾ x 19¾ x 17	20 x 20 x 20	14¾ x 16¼	6,631	154	1	<b>\$700</b>
BWB3020	29¾ x 19¾ x 17	30 x 20 x 20	24¾ x 16¼	9,988	218	2	<b>\$920</b>
BWB3025	29¾ x 24¾ x 22	30 x 25 x 25	24¾ x 21¼	16,198	306	2	<b>\$2,330</b>
BWB4020	39¾ x 19¾ x 17	40 x 20 x 20	34¾ x 16¼	13,346	272	3	<b>\$1,680</b>
BWB4025	39¾ x 24¾ x 22	40 x 25 x 25	34¾ x 21¼	21,644	440	3	<b>\$2,585</b>

**B-Rate Premium Free Standing Security Chest**

AMSEC Product Catalog Page 15

Model	Inside Dimension	Outside Dimension	Clear Door	Cu. In.	Wt.	Shelves	Retail
BLB2018	20 x 18 x 12	20½ x 18½ x 15	18 x 16	4,320	218	2	<b>\$2,245</b>
BLB3018	30 x 18 x 16	30½ x 18½ x 19	28 x 16	8,640	312	2	<b>\$2,570</b>
BLB3024	30 x 24 x 20	30½ x 24½ x 23	28 x 22	14,400	360	3	<b>\$2,965</b>
BLB4024	40 x 24 x 20	40½ x 24½ x 23	38 x 22	19,200	445	4	<b>\$3,550</b>

\* Add 2" to outside depth for handle, dial and hinge projection. Custom design available on request.

**C-Rate Premium Free Standing Security Chest**

AMSEC Product Catalog Page 15

Model	Inside Dimension	Outside Dimension	Clear Door	Cu. In.	Wt.	Shelves	Retail
BLC2018	20 x 18 x 12	21 x 19 x 16	18½ x 16½	4,320	370	2	<b>\$2,790</b>
BLC3018	30 x 18 x 16	31 x 19 x 20	28½ x 16½	8,640	550	2	<b>\$3,330</b>
BLC3024	30 x 24 x 20	31 x 25 x 24	28½ x 22½	14,400	740	3	<b>\$3,980</b>
BLC4024	40 x 24 x 20	41 x 25 x 24	38½ x 22½	19,200	925	4	<b>\$4,650</b>

\* Add 2" to outside depth for handle, dial and hinge projection. Custom design available on request.

**B-Rate Free Standing Mini Safe**

AMSEC Product Catalog Page 14

Model	Inside Dimension	Outside Dimension	Clear Door	Cu. In.	Wt.	Retail
MS1414C	13¾ x 13¾ x 11	14 x 14 x 14	9¾ x 9¾	2080	67	<b>\$410</b>
MS1414K	13¾ x 13¾ x 11	14 x 14 x 14	9¾ x 9¾	2080	64	<b>\$380</b>

C = Combination Lock, K = Dual Control Key Lock

FOR SLOT 1/2" x 5" WITH BAFFLE, ADD **\$70.00**

Optional UPS Packaging available, see Inside Front Cover for Information

## U.L. Listed 2 Hour Fire Safes

AMSEC Product Catalog Page 19

Model	Inside Dim H x W x D	Outside Dim H x W x D	Cu. In.	Weight	Velour Interior	Retail
UL1511(*)(**)	15½ x 11½ x 12	21¼ x 17 x 18½	2,139	246	1 Adj. Shelf 1 Base	<b>\$790</b>
UL1812(*)(**)	18½ x 12½ x 12	25 x 18 x 18½	2,775	272	1 Adj. Shelf 1 Base	<b>\$910</b>
UL1812XD(*)(**)	18½ x 12½ x 17	25 x 18 x 23	3,931	298	1 Adj. Shelf 1 Base	<b>\$1,000</b>
UL2018(*)(**)	20 x 18 x 18	30¼ x 25½ x 25½	6,480	542	2 Adj. Shelf 1 Base	<b>\$1,655</b>
UL2818(*)(**)	28 x 18 x 18	38¼ x 25½ x 25½	9,072	702	2 Adj. Shelf 1 Base	<b>\$1,905</b>
UL3918(*)(**)	39 x 18 x 18	49¼ x 25½ x 25½	12,636	808	2 Adj. Shelf 1 Base	<b>\$2,116</b>

\* ADD 2" FOR HANDLE, DIAL AND HINGE PROJECTION. OUTSIDE HEIGHT INCLUDES 1" HIGH RUBBER FEET ON MODELS UL1511-UL1812XD;  
2¾" FOR CASTERS ON THE THREE LARGEST MODELS.

Hardware on above safes specify (\*): Brass (LTG) on Sandstone and Chrome (LTE) on Granite

Color Options Specify (\*\*): (GR) = Granite, (ST) = Sandstone

## Imported - Fire Resistant Safes

AMSEC Product Catalog Page 20

Model	Fire Rating	Inside Dim	Outside Dim**	Clear Door	Cu. In.	Wt.	Retail
<b>NEW!</b> EST712	1 HR. 350°F	7 x 11¼ x 8-3/8	11¾ x 16½ x 13¾	7 x 11¼	660	70	<b>\$290</b>
<b>NEW!</b> EST914	1 HR. 350°F	8-7/16 x 14 x 10½	13½ x 19-1/8 x 15¾	8-7/16 x 14	1,107	96	<b>\$320</b>
<b>NEW!</b> EST149	1 HR. 350°F	14-1/8 x 8¼ x 10¾	19-1/8 x 13½ x 15-11/16	14-1/8 x 8¼	1,258	96	<b>\$320</b>
<b>NEW!</b> EST1814	1 HR. 350°F	18¼ x 13-1/8 x 12-3/8	23-5/8 x 18-7/8 x 18-7/8	18¼ x 13-1/8	2,920	187	<b>\$680</b>
FS914	1 HR. 350°F	8-3/8 x 14 x 10¾	13½ x 19-1/8 x 15¾	8-3/8 x 14¼	1,189	96	<b>\$245</b>
FS149	1 HR. 350°F	14-1/8 x 8¼ x 10¾	19-1/8 x 13½ x 15-11/16	14-1/8 x 8¼	1,258	96	<b>\$245</b>
FS2215	1 HR. 350°F	17¾ x 11-5/8 x 13½	27-9/16 x 19¾ x 19¼	17¾ x 11-5/8	2,786	318	<b>\$910</b>

\*\* ADD 2" FOR HANDLE, DIAL AND HINGE PROJECTION. ABOVE DIMENSIONS HAVE BEEN CONVERTED FROM METRIC MEASUREMENTS. PLEASE ALLOW +¼" TO ½" VARIATION FOR BOTH OUTER AND INNER DIMENSIONS

## Accessories

	Description	Retail
SHELVES FOR <b>FIRE-STAR</b> FIRE RESISTIVE SAFES	SHELF, ES1814	1315317 <b>\$65</b>
	SHELF, FS712	1315318 <b>\$75</b>
	SHELF, FS2215	1315319 <b>\$75</b>
	SHELF, FS3018	1315320 <b>\$75</b>
	SHELF, FS4622	1315321 <b>\$75</b>
PLASTIC TRAYS FOR <b>FIRE-STAR</b> FIRE RESISTIVE SAFES	TRAY, ES914 & FS914	1645021 <b>\$25</b>
	TRAY, ES149 & FS149	1645022 <b>\$25</b>
ELECTRONIC LOCK OPTION	AVAILABLE ON FS2215 AND LARGER SAFES ONLY (Electronic Lock not included, see pages 24-26)	4505779 <b>\$225</b>

**Cash Boxes and Key Cabinets**

AMSEC Product Catalog Page 22

Model		Outside Dimensions H x W x D	Wt. Lbs.	Retail Price
CB23	Large Cash Box	3-9/16 x 11-13/16 x 9-7/16	4.7	\$45
KB93	Large Key Cabinet - 93 Keys	11-13/16 x 9-7/16 x 3-1/8	6	\$50

**EST Series - Compact Burglary Safes**

AMSEC Product Catalog Page 21

Model	Inside Dimension	Outside Dimension	Clear Door	Cu. In.	Wt.	Retail
<b>NEW!</b> EST813	7-11/16 x 12-13/16 x 5-1/2	7-7/8 x 13 x 7-3/4	5-5/8 x 9	498	16	\$125
<b>NEW!</b> EST916	8-13/16 x 16-11/16 x 12	9 x 16-7/8 x 14-1/8	6-3/4 x 13	1,765	30	\$185
<b>NEW!</b> EST1014	9-9/16 x 13-15/16 x 7-3/4	9-3/4 x 14-1/8 x 9-3/4	7-5/8 x 10-1/4	1,032	22	\$140
<b>NEW!</b> EST2014	18-11/16 x 13-3/16 x 10	18-7/8 x 13-3/8 x 12	16-3/4 x 9-1/2	2,464	45	\$235

**ESF Series - Compact Biometric Burglary Safe**

AMSEC Product Catalog Page 22

Model	Inside Dimension	Outside Dimension	Clear Door	Cu. In.	Wt.	Retail
<b>NEW!</b> ESF1214	11.25 x 14.5 x 10.38	11.5 x 14.75 x 12.75	7.63 x 10.69	1,692	54	\$560

**In-Room Safe**

AMSEC Product Catalog Page 16

Model	Inside Dimension	Outside Dimension	Clear Door	Cu. In.	Wt.	Retail
<b>NEW!</b> IRC916E	8-13/16 x 15-13/16 x 12	9 x 16 x 14	6-9/16 x 13	1,672	29	\$280
<b>NEW!</b> IRC412	4.5 x 12" x 14"	4-1/2" x 12" x 14"	9-3/4" x 9-7/8"	622	15	\$210
IRCPROG		Hand Held Programming and Audit Trail Device				\$100

**AmVault TL-15****2 Hr. Fire Rated**

AMSEC Product Catalog Page 34-35

Model	Inside Dimension	Outside Dimension*	Cu. Ft.	Wt.	Shelves	Retail
CE1814**	18 x 14 x 12	25 x 21 x 21½	1.8	710	1	<b>\$2,680</b>
CE2518	25 x 18 x 16	32 x 25 x 25½	4.2	1,105	1	<b>\$3,060</b>
CE3524	35 x 24 x 20	42 x 31 x 29½	9.7	1,674	2	<b>\$4,070</b>
CE4524	45 x 24 x 20	52 x 31 x 29½	12.5	2,003	3	<b>\$4,485</b>
CE5524	55 x 24 x 20	62 x 31 x 29½	15.3	2,343	3	<b>\$5,165</b>
CE6528	65 x 28 x 20	72 x 35 x 29½	21.1	3,153	4	<b>\$6,115</b>
CE7236	72 x 36 x 23	79 x 43 x 32½	34.5	3,880	4	<b>\$7,680</b>

\* Add 2" to outside depth for handle, dial and hinge projection. Left Swing Models: After model #, use suffix L.

**AmVault TL-30****2 Hr. Fire Rated**

AMSEC Product Catalog Page 34-35

CF1814**	18 x 14 x 12	25 x 21 x 21½	1.8	725	1	<b>\$3,090</b>
CF2518	25 x 18 x 16	32 x 25 x 25½	4.2	1,195	1	<b>\$3,745</b>
CF3524	35 x 24 x 20	42 x 31 x 29½	9.7	1,908	2	<b>\$4,630</b>
CF4524	45 x 24 x 20	52 x 31 x 29½	12.5	2,311	3	<b>\$5,165</b>
CF5524	55 x 24 x 20	62 x 31 x 29½	15.3	2,679	3	<b>\$5,940</b>
CF6528	65 x 28 x 20	72 x 35 x 29½	21.1	3,359	4	<b>\$7,060</b>
CF7236	72 x 36 x 23	79 x 43 x 32½	34.5	4,426	4	<b>\$9,150</b>

\* Add 2" to outside depth for handle, dial and hinge projection. \*\*Models 1814 can not be equipped with an auxiliary lock, 3-way boltwork or glass relock mechanism. Left Swing Models: After model #, use suffix L.

**Factory Installed AmVault Options**

Model	Description	Factory Installed	Retro Fit Kit	Retail
<b>Auxiliary Keylocks</b>	S&G 6870 Auxiliary High Security Keylock	4505044	<b>\$325</b>	
<b>3-Way Active Boltwork (TL-30 Only)</b>	Fits Models CF2518	0315336-01	<b>\$160</b>	0315336-01 <b>\$160</b>
	Fits Models CF3524 & CF5524	0315336-02	<b>\$160</b>	0315336-02 <b>\$160</b>
	Fits Models CF4524 & CF6528	0315336-03	<b>\$160</b>	0315336-03 <b>\$160</b>
	Fits Models CF7236	0315336-05	<b>\$160</b>	0315336-05 <b>\$160</b>
<b>Glass Relocking Mechanism*</b>	Fits Models CF2518, CF7236	0945004	<b>\$115</b>	0945006 <b>\$115</b>
<b>Pull Handle Assembly</b>	Fits Models CE/CF 3524 to CE/CF 7236	0345032	<b>\$160</b>	0345061 <b>\$160</b>
<b>Pull Handle Brass</b>	Fits Models CE/CF 3524 to CE/CF 7236	0345269	<b>\$120</b>	
<b>Pull Handle Chrome</b>	Fits Models CE/CF 3524 to CE/CF 7236	0345270	<b>\$120</b>	
<b>Pull Handle Black Nickel</b>	Fits Models CE/CF 3524 to CE/CF 7236	0345271	<b>\$120</b>	

\* All safes utilizing the glass relocking mechanism must be equipped with an auxiliary lock

**ACF TL-30****2 Hr. Fire Rated**

AMSEC Product Catalog Page 32-33

Model	Inside Dimension	Outside Dimension*	Clear Door	Cu. In.	Wt.	Retail
ACF 2020	20 x 20 x 20	26¾ x 26½ x 28¾	19 x 18¾	8,000	1,121	Quoted Upon Request
ACF 2020XD	20 x 20 x 24	26¾ x 26½ x 32¾	19 x 18¾	9,600	1,235	
ACF 3020	30 x 20 x 20	36¾ x 26½ x 28¾	29 x 18¾	12,000	1,435	
ACF 4024	40 x 24 x 20	46¾ x 30½ x 28¾	39 x 22¾	19,200	1,939	
ACF 5024	50 x 24 x 20	56¾ x 30½ x 28¾	49 x 22¾	24,000	2,280	
ACF 6030	60 x 30 x 20	66¾ x 36½ x 28¾	59 x 28¾	36,000	2,981	
ACF 6030XD	60 x 30 x 26	66¾ x 36½ x 34¾	59 x 28¾	46,800	3,320	

\* Add 2" to outside depth for handle, dial and hinge projection. Standard with two shelves.

Optional 3-way boltwork available on the ACF line, retail price \$160.00. Custom size/design quoted upon request.

**Model DXE (TL-15) Model DXF (TL-30)  
Plate Body and Plate Door**  
When ordering, state DXE (TL-15) or DXF (TL-30) before model number

AMSEC Product Catalog Page 30-31

MODEL # Please use prefix (DXE, DXF)	INSIDE DIM. H" x W" x D" DXE**/DXF	OUTSIDE DIMENSIONS*						CUBIC INCH CAP. DXE / DXF	WEIGHT LBS. DXE / DXF	DXE CLEAR DOOR OPENING	DXF CLEAR DOOR OPENING	DXE TL-15 DXF TL-30 RETAIL
		H" x W" x D"			H" x W" x D"							
		DXE			DXF							
1212	12½ x 12½ x 12	13½	13½	16¼	14	14	17½	1,875 / 1,875	212 / 332	11½ x 11¼	11½ x 11¼	Quoted Upon Request
1414	14½ x 14½ x 12	15½	15½	16¼	16	16	17½	2,523 / 2,523	254 / 402	13½ x 13¼	13½ x 13¼	
1616	16½ x 16½ x 12	17½	17½	16¼	18	18	17½	3,267 / 3,267	298 / 478	15½ x 14¾	15½ x 15	
1818	18½ x 18½ x 12	19½	19½	16¼	20	20	17½	4,107 / 4,107	349 / 564	17½ x 16¾	17½ x 17	
2018	20½ x 18½ x 16	21½	19½	20¼	22	20	21½	6,068 / 6,068	419 / 675	19½ x 16¾	19½ x 17	
2020	20½ x 20½ x 20	21½	21½	24¼	22	22	25½	8,405 / 8,405	494 / 795	19½ x 18¾	19½ x 19	
2416	24½ x 16½ x 16	25½	17½	20¼	26	18	21½	6,468 / 6,468	442 / 713	23½ x 14¾	23½ x 15	
2420	24½ x 20½ x 20	25½	21½	24¼	26	22	25½	10,045 / 10,045	555 / 899	23½ x 18¾	23½ x 19	
2424	24½ x 24½ x 20	25½	25½	24¼	26	26	25½	12,005 / 12,005	620 / 1,013	23½ x 22¾	23½ x 23	
2424XD	24½ x 24½ x 24	25½	25½	28¼	26	26	29½	14,406 / 14,406	677 / 1,098	23½ x 22¾	23½ x 23	
3018	30½ x 18½ x 16	31½	19½	20¼	32	20	21½	9,028 / 9,028	558 / 909	29½ x 16¾	29½ x 17	
3018XD	30½ x 18½ x 20	31½	19½	24¼	32	20	25½	11,285 / 11,285	614 / 995	29½ x 16¾	29½ x 17	
3020	30½ x 20½ x 20	31½	21½	24¼	32	22	25½	12,505 / 12,505	651 / 1,060	29½ x 18¾	29½ x 19	
3024	30½ x 24½ x 20	31½	25½	24¼	32	26	25½	14,945 / 14,945	725 / 1,191	29½ x 22¾	29½ x 23	
3028	30½ x 28½ x 20	31½	29½	24¼	32	30	25½	17,385 / 17,385	799 / 1,321	29½ x 26¾	29½ x 27	
3030	30½ x 30½ x 20	31½	31½	24¼	32	32	25½	18,605 / 18,605	835 / 1,387	29½ x 28¾	29½ x 29	
3624	36½ x 24½ x 20	37½	25½	24¼	38	26	25½	17,885 / 17,885	825 / 1,363	35½ x 22¾	35½ x 23	
4024	40½ x 24½ x 20	41½	25½	24¼	42	26	25½	19,845 / 19,845	891 / 1,479	39½ x 22¾	39½ x 23	
4034	40½ x 34½ x 26	41½	35½	30¼	42	36	31½	36,329 / 36,329	1,240 / 2,070	39½ x 32¾	39½ x 33	
4524	45½ x 24½ x 20	46½	25½	24¼	47	26	25½	22,295 / 22,295	975 / 1,623	44½ x 22¾	44½ x 23	
5024	50½ x 24½ x 20	51½	25½	24¼	52	26	25½	24,745 / 24,745	1,058 / 1,767	49½ x 22¾	49½ x 23	
5030	50½ x 30½ x 20	51½	31½	24¼	52	32	25½	30,805 / 30,805	1,211 / 2,047	49½ x 28¾	49½ x 29	
5034	50½ x 34½ x 26	51½	35½	30¼	52	36	31½	45,299 / 45,299	1,459 / 2,454	49½ x 32¾	49½ x 33	
5224	52½ x 24½ x 20	53½	25½	24¼	54	26	25½	25,725 / 25,725	1,091 / 1,824	51½ x 22¾	51½ x 23	
5234	52½ x 34½ x 20	53½	35½	24¼	54	36	25½	36,225 / 36,225	1,353 / 2,305	51½ x 32¾	51½ x 33	
6030	60½ x 30½ x 20	61½	31½	24¼	62	32	25½	36,905 / 36,905	1,404 / 2,382	59½ x 28¾	59½ x 29	
6034	60½ x 34½ x 20	61½	35½	24¼	62	36	25½	41,745 / 41,745	1,520 / 2,597	59½ x 32¾	59½ x 33	
7234	72½ x 34½ x 26	73½	35½	30¼	74	36	31½	65,033 / 65,033	1,951 / 3,308	71½ x 32¾	71½ x 33	
8234	82½ x 34½ x 26	83½	35½	30¼	84	36	31½	74,003 / 74,003	2,169 / 3,692	81½ x 32¾	81½ x 33	

\* Add 2" to outside depth for handle, dial and hinge projection.

Optional Shelves Available

**Model CDXE (TL-15) Model CDXF (TL-30)**  
**Composite Body and Plate Door**  
**When ordering, state CDXE (TL-15) or CDXF (TL-30) before model number**

AMSEC Product Catalog Page 30-31

MODEL # Please use prefix (CDXE, CDXF)	INSIDE DIM. H" x W" x D" CDXE** / CDXF	OUTSIDE DIMENSIONS*			CUBIC " CAP. CDXE / CDXF	WEIGHT LBS. CDXE / CDXF	CLEAR DOOR OPENING	CDXE TL-15 RETAIL	CDXF TL-30 RETAIL
		Height / Width CDXE & CDXF	Depth CDXE CDXF						
1212	12 x 12 x 12	18¾ x 18½	19	19¾	1,728	457 / 498	11 x 10¾	Quoted Upon Request	Quoted Upon Request
1414	14 x 14 x 12	20¾ x 20½	19	19¾	2,352	536 / 589	13 x 12¾		
1616	16 x 16 x 12	22¾ x 22½	19	19¾	3,072	618 / 684	15 x 14¾		
1818	18 x 18 x 12	24¾ x 24½	19	19¾	3,888	710 / 790	17 x 16¾		
2018	20 x 18 x 16	26¾ x 24½	23	23¾	5,760	857 / 945	19 x 16¾		
2020	20 x 20 x 20	26¾ x 26½	27	27¾	8,000	1018 / 1115	19 x 18¾		
2416	24 x 16 x 16	30¾ x 22½	23	23¾	6,144	902 / 995	23 x 14¾		
2420	24 x 20 x 20	30¾ x 26½	27	27¾	9,600	1131 / 1245	23 x 18¾		
2424	24 x 24 x 20	30¾ x 30½	27	27¾	11,520	1254 / 1387	23 x 22¾		
2424XD	24 x 24 x 24	30¾ x 30½	31	31¾	13,824	1381 / 1514	23 x 22¾		
3018	30 x 18 x 16	36¾ x 24½	23	23¾	8,640	1105 / 1232	29 x 16¾		
3018XD	30 x 18 x 20	36¾ x 24½	27	27¾	10,800	1235 / 1080	29 x 16¾		
3020	30 x 20 x 20	36¾ x 26½	27	27¾	12,000	1301 / 1440	29 x 18¾		
3024	30 x 24 x 20	36¾ x 30½	27	27¾	14,400	1438 / 1601	29 x 22¾		
3028	30 x 28 x 20	36¾ x 34½	27	27¾	16,800	1574 / 1762	29 x 26¾		
3030	30 x 30 x 20	36¾ x 36½	27	27¾	18,000	1641 / 1841	29 x 28¾		
3624	36 x 24 x 20	42¾ x 30½	27	27¾	17,280	1626 / 1819	35 x 22¾		
4024	40 x 24 x 20	46¾ x 30½	27	27¾	19,200	1749 / 1962	39 x 22¾		
4034	40 x 34 x 26	46¾ x 40½	33	33¾	35,360	2424 / 2717	39 x 32¾		
4524	45 x 24 x 20	51¾ x 30½	27	27¾	21,600	1901 / 2139	44 x 22¾		
5024	50 x 24 x 20	56¾ x 30½	27	27¾	24,000	2054 / 2317	49 x 22¾		
5030	50 x 30 x 20	56¾ x 36½	27	27¾	30,000	2326 / 2648	49 x 28¾		
5034	50 x 34 x 26	56¾ x 40½	33	33¾	44,200	2821 / 3183	49 x 32¾		
5224	52 x 24 x 20	58¾ x 30½	27	27¾	24,960	2115 / 2388	51 x 22¾		
5234	52 x 34 x 20	58¾ x 40½	27	27¾	35,360	2582 / 2957	51 x 32¾		
6030	60 x 30 x 20	66¾ x 36½	27	27¾	36,000	2671 / 3054	59 x 28¾		
6034	60 x 34 x 20	66¾ x 40½	27	27¾	40,800	2877 / 3308	59 x 32¾		
7234	72 x 34 x 26	78¾ x 40½	33	33¾	63,648	3706 / 4218	71 x 32¾		
8234	82 x 34 x 26	88¾ x 40½	33	33¾	72,488	4103 / 4685	81 x 32¾		

\* Add 2" to outside depth for handle, dial and hinge projection.

Optional Shelves Available

**"B" Rate Rotary and Front Loading Safes**

AMSEC Product Catalog Page 12

Model	Inside Dimension H x W x D	Outside Dimension H x W x D	Clear Door H x W x D	Cu. In.	Wt.	Retail
DST2014K*	11½ x 13¾ x 11	20¼ x 14 x 14	9¾ x 9¾	1,739	87	<b>\$580</b>
DST2014C*	11½ x 13¾ x 11	20¼ x 14 x 14	9¾ x 9¾	1,739	90	<b>\$610</b>
DSF2014K*	10 x 13¾ x 11	20¼ x 14 x 14	9¾ x 9¾	1513	79	<b>\$530</b>
DSF2014C*	10 x 13¾ x 11	20¼ x 14 x 14	9¾ x 9¾	1513	82	<b>\$560</b>
DSR2014K*	10 x 13¾ x 11	20¼ x 14 x 14	9¾ x 9¾	1513	94	<b>\$605</b>
DSR2014C*	10 x 13¾ x 11	20¼ x 14 x 14	9¾ x 9¾	1513	82	<b>\$635</b>
DSC2014KC**	BOT 10¼ x 13¾ x 11 TOP 6⅞ x 13¾ x 12⅝	27¼ x 14 x 14	BOT 9¾ x 9¾ TOP 6 x 10⅞	1513 1127	104	<b>\$750</b>
DST2714K*	18½ x 13¾ x 11	27¼ x 14 x 14	9¾ x 9¾	2798	101	<b>\$835</b>
DST2714C*	18½ x 13¾ x 11	27¼ x 14 x 14	9¾ x 9¾	2798	104	<b>\$865</b>
DSF2714K*	17¼ x 13¾ x 11	27¼ x 14 x 14	9¾ x 9¾	2609	108	<b>\$785</b>
DSF2714C*	17¼ x 13¾ x 11	27¼ x 14 x 14	9¾ x 9¾	2609	95	<b>\$815</b>
DSR2714K*	17¼ x 13¾ x 11	27¼ x 14 x 14	9¾ x 9¾	2609	92	<b>\$860</b>
DSR2714C*	17¼ x 13¾ x 11	27¼ x 14 x 14	9¾ x 9¾	2609	96	<b>\$890</b>
DST3214CK	TOP 12¼ x 13¾ x 11 BOT 11¼ x 13¾ x 11	32¼ x 14 x 14	9¾ x 9¾	1664 1890	152	<b>\$950</b>
DST3214CC	TOP 12¼ x 13¾ x 11 BOT 11¼ x 13¾ x 11	32¼ x 14 x 14	9¾ x 9¾	1664 1890	148	<b>\$980</b>
DST3214KK	TOP 12¼ x 13¾ x 11 BOT 11¼ x 13¾ x 11	32¼ x 14 x 14	9¾ x 9¾	1664 1890	152	<b>\$920</b>
DSF3214CK	TOP 11¼ x 13¾ x 11 BOT 12½ x 13¾ x 11	32¼ x 14 x 14	9¾ x 9¾	1437 1890	144	<b>\$900</b>
DSF3214CC	TOP 11¼ x 13¾ x 11 BOT 12½ x 13¾ x 11	32¼ x 14 x 14	9¾ x 9¾	1815 1702	144	<b>\$930</b>
DSF3214KK	TOP 11¼ x 13¾ x 11 BOT 12½ x 13¾ x 11	32¼ x 14 x 14	9¾ x 9¾	1815 1702	144	<b>\$870</b>
DST2731CC	LEFT 18½ x 14⅜ x 18 RIGHT 27 x 16 x 18	27¼ x 30¾ x 21	LEFT 9 x 9⅞ RIGHT 22½ x 14⅞	4787 7776	285	<b>\$1,435</b>
DST2731KC	LEFT 18½ x 14⅜ x 18 RIGHT 27 x 16 x 18	27¼ x 30¾ x 21	LEFT 9 x 9⅞ RIGHT 22½ x 14⅞	4787 7776	285	<b>\$1,375</b>
DSF2731CC	LEFT 16¾ x 14⅜ x 18 RIGHT 27 x 16 x 18	27¼ x 30¾ x 21	LEFT 9 x 9⅞ RIGHT 22½ x 14⅞	4399 7776	276	<b>\$1,375</b>
DSF2731KC	LEFT 16¾ x 14⅜ x 18 RIGHT 27 x 16 x 18	27¼ x 30¾ x 21	LEFT 9 x 9⅞ RIGHT 22½ x 14⅞	4399 7776	276	<b>\$1,315</b>
COIN RACK FOR MODEL 2731 (4 opening)				Part #1615009	ADD	<b>\$105</b>

T=Top Load Depository F=Front Load Depository R=Reverse Hopper K=Dual Control Key Lock C=Combo Lock E=Electronic Lock

\*Optional UPS Packaging available, see Inside Front Cover for information.

\*\*Camlock on locker, combination on deposit safe.

## BWB Wide Body Series

### Front Load Depository Chests

AMSEC Product Catalog Page 11

Model	Inside Dimension Storage Area**	Outside Dim. Total Unit	Clear Door Safe Only	Cu. In. Storage**	Wt.	No. of Shelves	Retail*
BWB2020FL	9 x 19¾ x 17	29¾ x 20 x 20	14¾ x 16¼	3,022	218	0	\$1,010
BWB2020FLNL (No interior locker)	19¾ x 19¾ x 17	29¾ x 20 x 20	14¾ x 16¼	6,630	218	0	\$920
BWB2020FLR**	9 x 19¾ x 17	29¾ x 20 x 20	14¾ x 16¼	3,022	218	0	\$1,820
BWB3020FL	19 x 19¾ x 17	39¾ x 20 x 20	24¾ x 21¼	6,380	278	2	\$1,110
BWB3020FLR**	19 x 19¾ x 17	39¾ x 20 x 20	24¾ x 21¼	6,380	278	2	\$1,920
BWB4020FL	29 x 19¾ x 17	49¾ x 20 x 20	34¾ x 16¼	9,737	334	3	\$2,120
BWB4020FLR**	29 x 19¾ x 17	49¾ x 20 x 20	34¾ x 16¼	9,737	334	3	\$2,930
BWB2025FL	9 x 24¾ x 22	29¾ x 25 x 25	14¾ x 21¼	4,900	285	1	\$2,100
BWB2025FLR**	9 x 24¾ x 22	29¾ x 25 x 25	14¾ x 21¼	4,900	285	1	\$2,225
BWB3025FL	19 x 24¾ x 22	39¾ x 25 x 25	24¾ x 21¼	10,345	352	2	\$2,565
BWB3025FLR**	19 x 24¾ x 22	39¾ x 25 x 25	24¾ x 21¼	10,345	352	2	\$2,690
BWB4025FL	29 x 24¾ x 22	49¾ x 25 x 25	34¾ x 21¼	15,790	440	3	\$2,910
BWB4025FLR**	29 x 24¾ x 22	49¾ x 25 x 25	34¾ x 21¼	15,790	440	3	\$3,035

\*\*Reverse Facing Hopper

### B-Rate Wide Body Depository Chests With Drawer

Model	Dimension Storage Area**	Outside Dimension	Clear Door	Cu. In.	Wt.	Retail
BWB3020D1	19 x 19¾ x 17	30 x 20 x 20	24¾ x 16¼	6,380	270	\$1,470

\*Inner locker - Standard Lock Chicago Cam Lock. Inner locker with MEDECO cam Lock, add \$80 to above retail.

Inner locker with Combo lock, add \$100 to above retail.

Inner locker with S&G combo lock, add \$145 to above retail. Inner locker with 4440 Dual Lock, add \$55 to above retail.

\*\* Inner locker specification:

20" depth = ID, 6 ½ x 19¾ x 13 ½ / cu. In. = 1633

25" depth = ID, 6 ½ x 24¾ x 18 ½ / cu. In. = 2804



### Standard BWB Depository Safes Equipped with The SafeWizard®

Add (-SW) to the suffix of any standard BWB depository	2 Lock System ADD	\$1,515
	1 Outer Door ADD	\$1,315

### Custom Safes Equipped with The SafeWizard®

We can design and build any safe to your exact needs

Call for Quote



SafeWizard®  
DXE (TL-15)  
2 Door Safe



SafeWizard®  
BWB2020FL



SafeWizard®  
BSW3020

## The SafeWizard®

### AMSEC Product Catalog Page 10

Model	Inside Dimension H x W x D	Outside Dim. H x W x D	Clear Door Safe Only	Cu. In.	Wt.	No. of Shelves	Retail
BSW2020	LOCKER: 6 $\frac{1}{8}$ " x 19 $\frac{1}{4}$ " x 13 $\frac{1}{2}$ " STORAGE: 9 $\frac{1}{8}$ " x 19 $\frac{1}{4}$ " x 17"	22 x 20 x 20	14 $\frac{3}{4}$ " x 16 $\frac{1}{4}$ "	1,633 3,022	190	0	<b>\$3,905</b>
BSW3020	LOCKER: 6 $\frac{1}{8}$ " x 19 $\frac{1}{4}$ " x 13 $\frac{1}{2}$ " STORAGE: 19 $\frac{1}{8}$ " x 19 $\frac{1}{4}$ " x 17"	32 x 20 x 20	24 $\frac{3}{4}$ " x 16 $\frac{1}{4}$ "	1,633 6,380	250	2	<b>\$4,265</b>
BSW4020	LOCKER: 6 $\frac{1}{8}$ " x 19 $\frac{1}{4}$ " x 13 $\frac{1}{2}$ " STORAGE: 29 $\frac{1}{8}$ " x 19 $\frac{1}{4}$ " x 17"	42 x 20 x 20	34 $\frac{3}{4}$ " x 16 $\frac{1}{4}$ "	1,633 9,737	310	3	<b>\$4,565</b>
BSW2025	LOCKER: 6 $\frac{1}{8}$ " x 24 $\frac{1}{4}$ " x 18 $\frac{1}{2}$ " STORAGE: 9 $\frac{1}{8}$ " x 24 $\frac{1}{4}$ " x 22"	22 x 25 x 25	14 $\frac{3}{4}$ " x 21 $\frac{1}{4}$ "	2,804 4,900	240	0	<b>\$4,070</b>
BSW3025	LOCKER: 6 $\frac{1}{8}$ " x 24 $\frac{1}{4}$ " x 18 $\frac{1}{2}$ " STORAGE: 19 $\frac{1}{8}$ " x 24 $\frac{1}{4}$ " x 22"	32 x 25 x 25	24 $\frac{3}{4}$ " x 21 $\frac{1}{4}$ "	2,804 10,345	320	2	<b>\$4,435</b>
BSW4025	LOCKER: 6 $\frac{1}{8}$ " x 24 $\frac{1}{4}$ " x 18 $\frac{1}{2}$ " STORAGE: 29 $\frac{1}{8}$ " x 24 $\frac{1}{4}$ " x 22"	42 x 25 x 25	34 $\frac{3}{4}$ " x 21 $\frac{1}{4}$ "	2,804 15,790	400	3	<b>\$4,760</b>

### The SafeWizard® Accessories

0455108-	Dallas Key ea. (Specify color of keys: Black-01, Yellow-02, Red-03, Green-04, Blue-05) Above Units come with 1 black Dallas Key. (See Page 24)	<b>\$35</b>
0255581-01	Controller Safeguard (Solid steel guard protects controller against accidental damage -- Equipped with various mounting holes to match dial ring pattern) Standard on BSW Series	<b>\$20</b>
0615629-01	Door Sensor Device — Monitors door position (Standard on all outer doors)	<b>\$60</b>




SafeWizard®



Fingerprint  
Reader with  
Bio-SafeGuard



Dallas Key



SafeGuard



Door Sensor

## New Retail MoneyManager Safe

Model		Inside Dimension (H x W x D)	Outside Dimension (H x W x D)	Clear Door	Wt.	Retail
RMM2620X2-R	C-Store Cash Management Safe / Right Swing / with ESL20x2	25 $\frac{3}{4}$ " x 19 $\frac{3}{4}$ " x 15-5/8"	26" x 20" x 18 $\frac{1}{2}$ "	18 $\frac{1}{4}$ " x 15 $\frac{1}{2}$ "	280	\$1,735
RMM2620X2-L	C-Store Cash Management Safe / Left Swing / with ESL20x2	25 $\frac{3}{4}$ " x 19 $\frac{3}{4}$ " x 15-5/8"	26" x 20" x 18 $\frac{1}{2}$ "	18 $\frac{1}{4}$ " x 15 $\frac{1}{2}$ "	280	\$1,735
RMM2620SW-R	C-Store Cash Management Safe / Right Swing / with SafeWizard®	25 $\frac{3}{4}$ " x 19 $\frac{3}{4}$ " x 15-5/8"	26" x 20" x 18 $\frac{1}{2}$ "	18 $\frac{1}{4}$ " x 15 $\frac{1}{2}$ "	280	\$2,975
RMM2620SW-L	C-Store Cash Management Safe / Left Swing / with SafeWizard®	25 $\frac{3}{4}$ " x 19 $\frac{3}{4}$ " x 15-5/8"	26" x 20" x 18 $\frac{1}{2}$ "	18 $\frac{1}{4}$ " x 15 $\frac{1}{2}$ "	280	\$2,975
4505761	Upcharge for SafeWizard® with NMPS Remote Access		6" x 19 $\frac{1}{2}$ " x 17 $\frac{1}{4}$ "		28	\$685
1835072	Optional 6" High Base with Kick Toe		6" x 19 $\frac{1}{2}$ " x 17 $\frac{1}{4}$ "		28	\$100
0615906	ESL20X2 Retro Fit Kit					\$520



## Money Manager II

Versatile cash management with 1/2" solid steel door and two ESL20XL electronic locks

AMSEC Product Catalog Page 13



Model	Inside Dimension H x W x D	Outside Dimension H x W x D	Clear Door H x W x D	Cu. In.	Wt.	Retail
MM2820EE 3-Drop	TOP 9½ x 20 x 17	28 x 20½ x 20	8½ x 16¼	3,230	247	<b>\$1,380</b>
	BTM 11 x 20 x 17		8½ x 16¼	3,740		
MM2820EE Top-Drop	TOP 9½ x 20 x 17	28 x 20½ x 20	8½ x 16¼	3,230	274	<b>\$1,320</b>
	BTM 11 x 20 x 17		8½ x 16¼	3,740		
MM2820EE Center-Drop	TOP 10 3/8 x 20 x 17	28 x 20½ x 20	8½ x 16¼	3,230	278	<b>\$1,320</b>
	BTM 10 3/8 x 20 x 17		8½ x 16¼	3,740		

Aux. Chicago key lock, add \$100 to above retail.

## ACF TL-30 Double Door

2 Hr. Fire Rated

High security cash management with deposit drop behind top door

AMSEC Product Catalog Page 33

Model	Inside Dimension H x W x D	Outside Dimension H x W x D	Clear Door H x W x D	Cu. In.	Wt.	Retail
ACF4824DS	TOP 26 x 18 x 14 BTM 14 x 18 x 17	47¾ x 24½ x 25¾	25 x 16¾ 13 x 16¾	6,552 4,284	1,746	<b>\$8,140</b>

\* Add 2" to outside depth for handle, dial and hinge projection.

All weights are approximate shipping weights. Custom size/design quoted upon request.

## Wall Safes

All wall safes width fit between 16 o/c wall studs

AMSEC Product Catalog Page 9

Model	Inside Dimension H x W x D	Outside Dimension H x W x D	Clear Door H x W x D	Cu. In.	Wt.	Retail
WS1014 ❶	10 x 13¾ x 3½	12¼ x 15¾ x 4	9¾ x 12¾	481	20	<b>\$395</b>
WS1014K ❷❸	10 x 13¾ x 3½	12¼ x 15¾ x 4	9¾ x 12¾	481	22	<b>\$255</b>
WS1514 ❶	15 x 14 x 3½	16½ x 15½ x 4	14 x 13¼	688	26	<b>\$475</b>
WS1514K ❷❸	15 x 14 x 3½	16½ x 15½ x 4	14 x 13¼	688	24	<b>\$290</b>
WS1814 ❹	15-¾ x 13-11/16 x 3⅝	18-7/8 x 14 x 4	15 x 13¼	651	34	<b>\$560</b>
			(2x6 installation)	1184		
<b>NEW!</b> WFS149 ❻	14 x 8½ x 10-5/8	19-1/8 x 13½ x 15¾	14 x 8½	1258	106	<b>\$405</b>
<b>NEW!</b> WEST149 ❹	14 x 8½ x 10½	19-1/8 x 13½ x 15¾	14 x 8½	1258	106	<b>\$485</b>
WS1214 ❶	12 x 13½ x 5½	12⅝ x 14⅝ x 10	10¾ x 11⅝	891	86	<b>\$945</b>
<b>NEW!</b> WEST2114 ❹	20-7/16 x 13⅝ x 2⅞	22⅝ x 15 x 4	18¼ x 9¼	733	31	<b>\$475</b>

❶ Combination lock, available with electronic lock p. 25-27

❷ K = Chicago camlock

❸ To upgrade from Chicago lock to Medeco, add \$40 and "M" as suffix.

❹ Electronic Lock DL5000 STD

❺ WS1814 offers both 2x4 or 2x6 Installation and the 5BE Electronic Lock.

❻ Standard Mechanical Combination Lock plus key

**Under Counter Safes with Deposit Slot**

Heavy Duty 1/4" thick solid steel door, B-Rate Construction

AMSEC Product Catalog Page 8

Model	Inside Dim	Outside Dim	Clear Door H x W x D	Cu. In.	Wt.	Retail
K-1	5 $\frac{5}{8}$ x 5 $\frac{5}{8}$ x 10	6 x 6 x 12	3-13/16 x 5	316	16	<b>\$290</b>
K-2	5 $\frac{5}{8}$ x 5 $\frac{5}{8}$ x 10	6 x 6 x 12	3-13/16 x 5	316	16	<b>\$290</b>
K-1A	5 $\frac{5}{8}$ x 5 $\frac{5}{8}$ x 10	6 x 6 x 12	3-13/16 x 5	316	16	<b>\$250</b>

K-1 = Medeco® Keylock    K-2 = Dual Control Keylock    K-1A = Chicago Keylock

**Under Counter Safes**

16 Gauge steel construction with interchangeable doors.

AMSEC Product Catalog Page 8

Model	Description	Dimension H" x W" x D"	Dimension H" x W" x D"	Door H" x W"	In. Cap	Wt. Lbs	Retail
TB0610-1	Cash box w/Chicago key cam lock	5 $\frac{7}{8}$ x 5 $\frac{7}{8}$ x 8 $\frac{3}{8}$	6 x 6 x 10	5 $\frac{7}{8}$ x 5	289	6	<b>\$130</b>
TB0610-1T	Chicago 7 pin radial cam lock key retaining	5 $\frac{7}{8}$ x 5 $\frac{7}{8}$ x 8 $\frac{3}{8}$	6 x 6 x 10	5 $\frac{7}{8}$ x 5	289	8	<b>\$130</b>
TB0610-2	Medeco® single key cam lock	5 $\frac{7}{8}$ x 5 $\frac{7}{8}$ x 8 $\frac{3}{8}$	6 x 6 x 10	5 $\frac{7}{8}$ x 5	289	6	<b>\$190</b>
TB0610-4	Dual custody safe deposit key lock (double nose)	5 $\frac{7}{8}$ x 5 $\frac{7}{8}$ x 8 $\frac{3}{8}$	6 x 6 x 10	5 $\frac{7}{8}$ x 5	289	8	<b>\$165</b>
TB0610-6	Group II combination lock	5 $\frac{7}{8}$ x 5 $\frac{7}{8}$ x 8 $\frac{3}{8}$	6 x 6 x 10	5 $\frac{7}{8}$ x 5	289	6	<b>\$285</b>
TB0610-7	Best removable core key lock (no core)	5 $\frac{7}{8}$ x 5 $\frac{7}{8}$ x 8 $\frac{3}{8}$	6 x 6 x 10	5 $\frac{7}{8}$ x 5	289	6	<b>\$265</b>
TB1210-1	Cash box w/Chicago key cam lock	11 $\frac{7}{8}$ x 5 $\frac{7}{8}$ x 8 $\frac{3}{8}$	12 x 6 x 10	5 $\frac{7}{8}$ x 5	585	15	<b>\$225</b>
TB1210-1T	Chicago 7 pin radial cam lock key retaining	11 $\frac{7}{8}$ x 5 $\frac{7}{8}$ x 8 $\frac{3}{8}$	12 x 6 x 10	5 $\frac{7}{8}$ x 5	585	15	<b>\$225</b>
TB1210-2	Medeco® single key cam lock	11 $\frac{7}{8}$ x 5 $\frac{7}{8}$ x 8 $\frac{3}{8}$	12 x 6 x 10	5 $\frac{7}{8}$ x 5	585	15	<b>\$285</b>
TB1210-4	Dual custody safe deposit key lock (double nose)	11 $\frac{7}{8}$ x 5 $\frac{7}{8}$ x 8 $\frac{3}{8}$	12 x 6 x 10	5 $\frac{7}{8}$ x 5	585	10	<b>\$260</b>
TB1210-6	Group II combination lock	11 $\frac{7}{8}$ x 5 $\frac{7}{8}$ x 8 $\frac{3}{8}$	12 x 6 x 10	5 $\frac{7}{8}$ x 5	585	12	<b>\$380</b>
TB1210-7	Best removable core key lock (no core)	11 $\frac{7}{8}$ x 5 $\frac{7}{8}$ x 8 $\frac{3}{8}$	12 x 6 x 10	5 $\frac{7}{8}$ x 5	585	15	<b>\$360</b>

NOTE: Models TB0610 &amp; TB1210 are available with the LaGard 33E electronic lock. (Factory installed primary lock.)

**AMSEC Storage Cabinets Retail Price List**

AMSEC Product Catalog Page 45

Model	Product Description	Outside Dimension H x W x D	Wt.	Retail
1335287	2-Drawer Safe Cabinet (Installed)	16¾" x 16" x 15¾"	32	<b>\$345</b>
1335308	2-Drawer Safe Cabinet (Retro-fit)	16¾" x 16" x 15¾"	32	<b>\$315</b>
1335286	4-Drawer Safe Cabinet (Installed)	16¾" x 16" x 15¾"	37	<b>\$425</b>
1335307	4-Drawer Safe Cabinet (Retro-fit)	16¾" x 16" x 15¾"	37	<b>\$395</b>

**Stor-It Jewelry Organizer Inserts**

1375033	Stor-It Jewelry Organizer Insert - 3 Compartment Ring Organizer			<b>\$30</b>
1375034	Stor-It Jewelry Organizer Insert - 7 Compartment Jewelry Organizer			<b>\$30</b>
1375035	Stor-It Jewelry Organizer Insert - 3 Compartment Necklace Organizer			<b>\$30</b>
1375036	Stor-It Jewelry Organizer Insert - 4 Compartment Watch Organizer			<b>\$40</b>

**Fully Upholstered Safe Interior Kits (Price does not include Safe Cabinets)****AMVAULT High Security Safes (Add to safe price\*)**

Model	Inside Dimension H x W x D	Rack / Shelves / Side Shelves	Retail*
1335289	CE/CF 2518 Interior Kit, For One Drawer (Installed)	1 - Shelf	<b>\$120*</b>
1335290	CE/CF 2518 Interior Kit, For One Drawer (Retro-fit)	1 - Shelf	<b>\$105</b>
1335291	CE/CF 3524 Interior Kit, For One Drawer (Installed)	1- Shelf / 2- Side Shelves	<b>\$245*</b>
1335292	CE/CF 3524 Interior Kit, For One Drawer (Retro-fit)	1- Shelf / 2- Side Shelves	<b>\$190</b>
1335293	CE/CF 4524 or 5524 Interior Kit, For Two Drawers Stacked (Installed)	1- Shelf / 2- Side Shelves	<b>\$280*</b>
1335294	CE/CF 4524 or 5524 Interior Kit, For Two Drawers Stacked (Retro-fit)	1- Shelf / 2- Side Shelves	<b>\$225</b>
1335295	CE/CF 4524 or 5524 Interior Kit, For One Drawer (Installed)	2- Shelves / 1- Side Shelf	<b>\$280*</b>
1335296	CE/CF 4524 or 5524 Interior Kit, For One Drawer (Retro-fit)	2- Shelves / 1- Side Shelf	<b>\$225</b>
1335298	Additional 24" Wide Shelf	2- Shelves / 1- Side Shelf	<b>\$50</b>

**RF High Security Safes (Add to EMPTY safe Price\*)**

1335299	RF6528 Interior Kit, For Two Drawers Stacked (Installed)	6 Gun Rack / 1- Shelf / 2- Side Shelves	<b>\$415*</b>
1335300	RF6528 Interior Kit, For Two Drawers Stacked (Retro-fit)	6 Gun Rack / 1- Shelf / 2- Side Shelves	<b>\$340</b>

**BF Gun Safes (Add to EMPTY safe Price\*)**

1335301	BF6030 Interior Kit, For Two Drawers Stacked (Installed)	5 Gun Rack / 1- Shelf / 2- Side Shelves	<b>\$415*</b>
1335302	BF6030 Interior Kit, For Two Drawers Stacked (Retro-fit)	5 Gun Rack / 1- Shelf / 2- Side Shelves	<b>\$340</b>
1335317	BF6636 Interior Kit, For Two Drawers Stacked (Installed)	9 Gun Rack / 1- Shelf / 2- Side Shelves	<b>\$415*</b>
1335318	BF6636 Interior Kit, For Two Drawers Stacked (Retro-fit)	9 Gun Rack / 1- Shelf / 2- Side Shelves	<b>\$340</b>
1335305	BF7240 Interior Kit, For Two Drawers Stacked (Installed)	9 Gun Rack / 2- Shelf / 2- Side Shelves	<b>\$415*</b>
1335306	BF7240 Interior Kit, For Two Drawers Stacked (Retro-fit)	9 Gun Rack / 2- Shelf / 2- Side Shelves	<b>\$340</b>

**NEW! SF Gun Safes (Add to safe Price\*)**

1335359	SF6030 Interior Kit, For Two Drawers Stacked (Installed)	5 Gun Rack / 1- Shelf / 2- Side Shelves	<b>\$490</b>
1335360	SF6036 Interior Kit, For Two Drawers Stacked (Installed)	5 Gun Rack / 1- Shelf / 2- Side Shelves	<b>\$510</b>



## Round Lift-Out Door Tubular Body Floor Safes

AMSEC Product Catalog Page 7

Model	Inside Dimension H x W x D	Outside Dimension H x W x D	Clear Door H x W x D	Cu. In.	Wt.	Retail
C3	8¼ DIA x 5¾	8¼ DIA x 9	7¼ DIA	280	40	\$680
C5	8¼ DIA x 10	8¼ DIA x 13½	7¼ DIA	510	46	\$740
C7	8¼ DIA x 16	8¼ DIA x 19	7¼ DIA	785	55	\$825
CD5*	8¼ DIA x 4¼ (top) 8¼ DIA x 4½ (btm)	8¼ DIA x 13½	7¼ DIA 6¾ DIA	225 240	54	\$980
CD7*	8¼ DIA x 5¼ (top) 8¼ DIA x 9 (btm)	8¼ DIA x 19	7¼ DIA 6¾ DIA	175 480	66	\$1,065

\*Double Compartment-Slotted Inner Door

For Slotted Outer Door, add \$50 to retail price and (S) after model number. Not recommended for use on model C3.

Optional UPS packaging available. See inside front cover for information.



## Round Lift-Out Door Rectangular Body Floor Safes

AMSEC Product Catalog Page 6

Model	H x W x D	H x W x D	H x W x D	Cu. In.	Wt.	Retail
B6	12 x 10 x 5¼	12½ x 11¼ x 9¾	7¼ DIA	630	62	\$885
B17	12 x 12½ x 10	13 x 13 x 15	7¼ DIA	1500	98	\$1,180
B24	12 x 12½ x 14½	13 x 13 x 19	7¼ DIA	2175	122	\$1,375
BD24*	12 x 12½ x 5½ (top) 12 x 12½ x 10 (btm)	13 x 13 x 20	7¼ DIA 6¾ DIA	825 1500	130	\$1,685
BDP24**	12 x 12½ x 4¼ (top) 12 x 12½ x 13¾ (btm)	13 x 13 x 22	7¼ DIA 6¾ DIA	638 2063	142	\$1,890

\*Double Compartment-Slotted Inner Door

\*\*Double Compartment - Solid Inner Door with Outside Drop Chute

For Slotted Outer Door, add \$50 to retail price. Not recommended for use on model B6.



## Round Lift-Out Door Tubular Body Floor Safes

AMSEC Product Catalog Page 7

Model	H x W x D	H x W x D	H x W x D	Cu. In.	Wt.	Retail
T425	8¼ DIA x 5¾	8½ DIA x 8¾	6½ DIA	307	40	\$730
T625	8¼ DIA x 10¼	8½ DIA x 13¼	6½ DIA	545	46	\$805
T925	8¼ DIA x 15¾	8½ DIA x 18¾	6½ DIA	840	54	\$875
T625DD*	8¼ DIA x 4½ (top) 8¼ DIA x 5¼ (btm)	8½ DIA x 13¾	6½ DIA 6¾ DIA	241 285	54	\$1,015
T925DD*	8¼ DIA x 7½ (top) 8¼ DIA x 7¾ (btm)	8½ DIA x 18¾	6½ DIA 6¾ DIA	401 420	64	\$1,095

\*Double Compartment - Solid Inner Door with Drop Chute.

Slotted outer door not available.



## SuperBrute "B" Rate Rectangular Hinged Door Floor Safes

AMSEC Product Catalog Page 4-5

Model	Inside Dimension H x W x D	Outside Dimension H x W x D	Clear Door H x W x D	Cu. In.	Wt.	Retail
B1500*	12¼ x 13¼ x 8¾	12¾ x 14½ x 11¾	10¾ x 11½	1377	102	<b>\$695</b>
B2200*	12¼ x 13¼ x 14	12¾ x 14½ x 17½	10¾ x 11½	2203	118	<b>\$760</b>
B2900*	12¼ x 13¼ x 18¼	12¾ x 14½ x 21¾	10¾ x 11½	2872	134	<b>\$875</b>
B3800*	12¼ x 18 x 17	12¾ x 18¾ x 21¾	10¾ x 11½	3864	136	<b>\$1,070</b>
B3700*	12¼ x 23 x 14	12¾ x 24 x 17½	10¾ x 11½	3785	145	<b>\$1,105</b>
B5800*	12¼ x 35 x 14	12¾ x 36 x 16¾	10¾ x 11½	5758	185	<b>\$1,300</b>

\*Constructed of 3/4" door and B-Rate body.

For slotted outer door, add **\$80** to retail price. Not recommended for use on B1500.



## Brute Wide Door "B" Rate Rectangular Hinged Door Floor Safes

AMSEC Product Catalog Page 4-5

Model	Inside Dimension H x W x D	Outside Dimension H x W x D	Clear Door H x W x D	Cu. In.	Wt.	Retail
B1806	12¼ x 18½ x 6	13¼ x 19½ x 9	11¾ x 16	1360	102	<b>\$1,130</b>
B1810	12½ x 18½ x 10	13¼ x 19½ x 13	11¾ x 16	2281	116	<b>\$1,330</b>
B1816	12¼ x 18½ x 16	13¼ x 19½ x 19	11¾ x 16	3626	142	<b>\$1,450</b>
B1816D*	12¼ x 18½ x 5¾ (top) 12¼ x 18½ x 10 (btm)	13¼ x 19½ x 19	11¾ x 16 6¾ DIA	1303 2266	152	<b>\$2,145</b>

\*Double Compartment - Slotted inner door.

For slotted outer door, add **\$80** to retail price. Not recommended for use on B1806.



## "B" Rate Square Body / Lift-Out Door Floor Safes

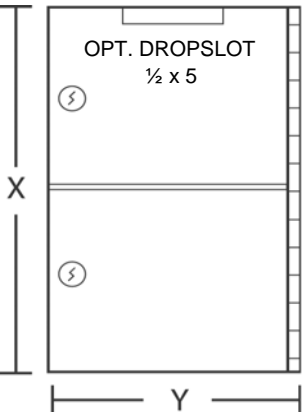
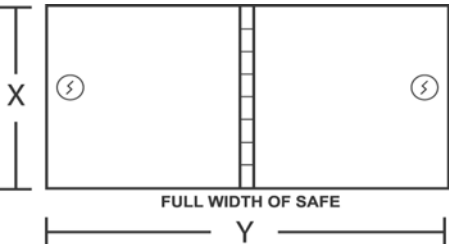
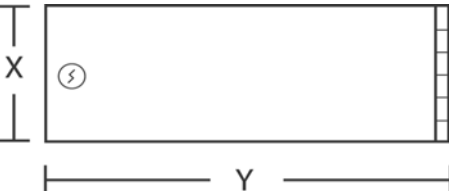
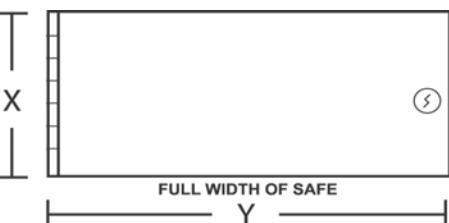
AMSEC Product Catalog Page 4-5

Model	Inside Dimension H x W x D	Outside Dimension H x W x D	Clear Door H x W x D	Cu. In.	Wt.	Retail
B400*	7⅝ x 7⅝ x 6¾	8½ x 8½ x 10⅝	6⅝ x 6⅝	393	32	<b>\$430</b>
B700*	7⅝ x 7⅝ x 11¼	8½ x 8½ x 15⅝	6⅝ x 6⅝	683	42	<b>\$480</b>

For slotted outer door, add **\$80** to retail price. Not recommended for use on B400.

\*Optional UPS packaging available. See inside front cover for information.

## Interior Locker Options

Description (Type)	Clear Door	Height (X) Dim.	Width (Y) Dim.	Retail 10 GA	Retail 1/4"
	WIDTH LESS 1-3/4"	8" to 36"	8"	\$690	\$805
		8" to 36"	10"	\$705	\$825
		8" to 36"	12"	\$715	\$845
		8" to 36"	14"	\$725	\$865
		8" to 36"	16"	\$735	\$890
	WIDTH LESS 3-3/4" DIVIDED by 2	4"	12" to 34"	\$580	\$690
		6"	12" to 34"	\$590	\$710
		8"	12" to 34"	\$605	\$730
		10"	12" to 34"	\$615	\$755
		12"	12" to 34"	\$625	\$775
		15"	12" to 34"	\$645	\$810
		18"	12" to 34"	\$660	\$840
	WIDTH LESS 1-3/4"	4"	8" to 18"	\$350	\$390
		6"	8" to 18"	\$360	\$400
		8"	8" to 18"	\$365	\$415
		10"	8" to 18"	\$375	\$430
		12"	8" to 18"	\$385	\$445
		15"	8" to 18"	\$395	\$465
	WIDTH LESS 3-1/2"	6"	12" to 34"	\$375	N/A
		8"	12" to 34"	\$380	\$450
		10"	12" to 34"	\$390	\$465
		12"	12" to 34"	\$395	\$475
		18"	12" to 34"	\$460	\$575
		24"	12" to 34"	\$610	\$750

Options	Description	Order #	Retail
LOCKS: (PER LOCK) WHEN ORDERED WITH LOCKER	MEDECO CAM LOCKS (STANDARD LOCK)	L-1	N/C
	SINGLE NOSE SAFE DEPOSIT LOCK	L-2	N/C
	DOUBLE NOSE SAFE DEPOSIT LOCK	L-3	N/C
	S&G 6804 KEY LOCK	L-4	\$250
	S&G 6870 KEY LOCK	L-5	\$325
	GROUP II COMBINATION LOCK	L-6	\$95
SLOTS: (ANY DOOR)	1/2" X 5" (WITH SAW TOOTH BAFFLE)		\$80

- NOTES:**
1. When ordering specify locker type, height, width, gauge and lock order number.
  2. All lockers are positioned in top right hand corner unless otherwise specified.
  3. All locker options only apply to standard products. Any exception must be quoted.
  4. All locker doors open the same as the outer door (except Type B). Type A and B lockers always split in half.

**Teller Lockers**

AMSEC Product Catalog Page 38

**Body:** 16"H x 32-5/8"W x 24"D  
1/4" solid steel construction.

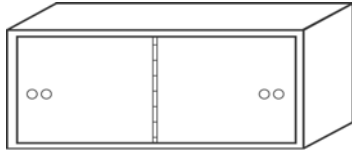
**Color:** Available in 8 standard textured finishes

**Door:** 1/4" solid steel, hinged from center divider.

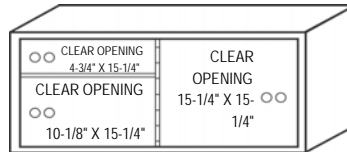
**Hinge:** Solid Steel continuous hinge.

**Note:** For opposite configuration, substitute "L" for "R" in model number

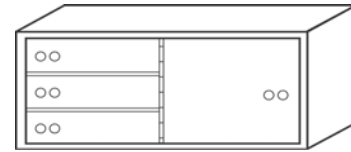
**Locks:** U.L. Listed double nose and single nose safe deposit locks or Medeco camlocks standard. Combination locks available for an extra cost.



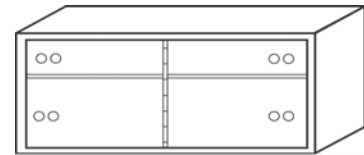
**ATL-2** WT. 240 LBS.  
(MFG. #9035029) RETAIL **\$1455**



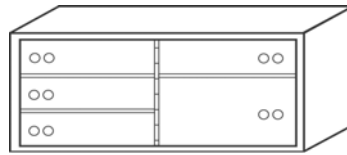
**ATL-3R** WT. 255 LBS.  
(MFG. #9035030) RETAIL **\$1590**



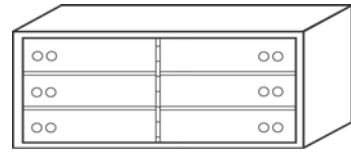
**ATL-4R** WT. 270 LBS.  
(MFG. #9035032) RETAIL **\$1735**



**ATL-4** WT. 270 LBS.  
(MFG. #9035031) RETAIL **\$1735**



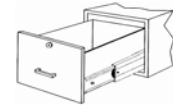
**ATL-5R** WT. 285 LBS.  
(MFG. #9035033) RETAIL **\$1,955**



**ATL-6** WT. 295 LBS.  
(MFG. #9035034) RETAIL **\$2,160**

**Interior Drawer Options**

All drawers are commercial quality heavy steel construction. Available in legal, letter and document sizes. Each is furnished with handle and key lock. All drawer capacities are 100 lbs. And come with heavy duty, latch removable ball bearing suspension.



Model	Minimum Safe Width		Useable (ID) H x W x D	Retail
	Single Wide	Double Wide		
DR414	18 3/4"	36"	4 x 13 3/4 x 15 1/2	\$825
DR420	24 3/4"	48"	4 x 19 3/4 x 15 1/2	\$835
DR426	30 3/4"	60"	4 x 25 3/4 x 15 1/2	\$855
DR814	18 3/4"	36"	8 x 13 3/4 x 15 1/2	\$850
DR820	24 3/4"	48"	8 x 19 3/4 x 15 1/2	\$875
DR826	30 3/4"	60"	8 x 25 3/4 x 15 1/2	\$895
DR405	12"	18 3/4"	4 x 5 1/8 x 15 1/2	\$785
DR408	13"	24 3/4"	4 x 8 1/8 x 15 1/2	\$795
DR411	16"	30 3/4"	4 x 11 1/8 x 15 1/2	\$805
DR805	12"	18 3/4"	8 x 5 1/8 x 15 1/2	\$785
DR808	13"	24 3/4"	8 x 8 1/8 x 15 1/2	\$825
DR811	16"	30 3/4"	8 x 11 1/8 x 15 1/2	\$835
DR1011	16 3/4"	32"	10 1/2 x 11 3/4 x 15 1/2	\$855
DR1014	19 3/4"	38"	10 1/2 x 14 3/4 x 15 1/2	\$875

Options	Description	Order #	Retail
<b>LOCKS: (PER LOCK) WHEN ORDERED WITH DRAWER</b>	MEDECO CAM LOCKS (STANDARD LOCK)	L-1	N/C
	SINGLE NOSE SAFE DEPOSIT LOCK	L-2	N/C
	DOUBLE NOSE SAFE DEPOSIT LOCK	L-3	N/C
	S&G 6804 KEY LOCK	L-4	\$250
	S&G 6870 KEY LOCK	L-5	\$325
	GROUP II COMBINATION LOCK	L-6	\$95

- NOTES:**
1. When ordering specify model number and lock order number.
  2. All safes requiring drawers must have a minimum inside depth of 20"
  3. Drawers narrower than safe will mount opposite outer door hinge and any excess space will be covered unless otherwise specified.
  4. Drawers will mount and stack from the bottom of safe unless otherwise specified.
  5. On full width drawers outer door must swing 180° for drawer to pull open.
  6. Drawer travel is 12 1/2" minimum, 17" maximum.
  7. Vertical space consumed by a drawer is useable inside height plus 1 1/4".

## AMSEC SafeWizard® Access Control System

AMSEC Product Catalog Page 40



The SafeWizard® electronic safe controller is a state-of-the-art electronic product for use in controlling and auditing access to safes. We can design and build any safe to your exact needs.



### Standard BWB Depository Safes Equipped with The SafeWizard®

Add (-SW) to the suffix of any standard safe (see page 15)

**2 Lock System ADD**      **\$1,515**

**1 Outer Door ADD**      **\$1,315**

### AMSEC SafeWizard® Retrofit Kits

Part #	Description	Retail
--------	-------------	--------

**Lock Kits for a Single Outer Door Safe:** Order these kits if the safe only has one door. Order Door Sensors separately.

0615662-01	Single Door with Boltwork.	\$1,370.00
0615662-02	Single Door without Boltwork.	\$1,380.00

**Primary Door Lock Kits for a Safe with Multiple Doors:** Order one Lock Kit for the Primary Door of a Multiple Door Safe. Order Door Sensors separately.

0615663-01	Primary Door with Boltwork 0" to 20" wide.	\$1,370.00
0615663-02	Primary Door with Boltwork 20+" to 40" wide.	\$1,370.00
0615663-03	Primary Door with Boltwork over 40+" wide.	\$1,370.00
0615664-01	Primary Door without Boltwork 0" to 20" wide.	\$1,380.00
0615664-02	Primary Door without Boltwork 20+" to 40" wide.	\$1,380.00
0615664-03	Primary Door without Boltwork 40+" wide.	\$1,380.00

**Secondary Lock Kits for Multiple Doors:** Order a Lock Kit for Each Additional Door (other than the Primary Door.) Order Door Sensors separately.

0615665-01	Secondary Door with Boltwork 0" to 20" wide.	\$210.00
0615665-02	Secondary Door with Boltwork 20+" to 40" wide.	\$210.00
0615665-03	Secondary Door with Boltwork 40+" wide.	\$210.00
0615666-01	Secondary Door without Boltwork 0" to 20" wide.	\$220.00
0615666-02	Secondary Door without Boltwork 20+" to 40" wide.	\$220.00
0615666-03	Secondary Door without Boltwork 40+" wide.	\$220.00

**Optional Door Sensors:** Order a Door Sensor as needed for the Primary and/or each Secondary Door.

0615670-01	Door Sensor Kit (Tamper proof position sensing type)	\$55.00
------------	--	---------

#### Accessories

0635217	NEW! FPC Fingerprint Reader Retrofit kit (with Bio-SafeGuard to mount & protect Biometric reader against damage)	\$865.00
0635216	NEW! FPC Fingerprint Reader Retrofit kit (with Bio-SafeGuard to mount & protect the Controller and the Biometric reader against damage). *(New FPC Fingerprint reader is compatible with SafeWizard software version 3.10 or later. Audit Pack (0635167) must be purchased to upgrade to earlier versions to 3.10 or later).	\$890.00
0635167	Audit Pack (Includes serial cable and an additional copy of audit software)	\$65.00
0635175	MiniMag Card Swipe Reader Retrofit Kit (reads magnetic stripes)	\$310.00
3655009	Telephone Ratchet Crimp Tool	\$300.00
0645024-01	Locker Door Conversion Kit (Convert keylocking doors to accept SafeWizard locks)	\$30.00
0635146-01	Controller Key, Black (Factory Key)	\$35.00
0635146-02	Controller Key, Yellow (Audit Key)	\$35.00
0635146-03	Controller Key, Red (Manager Key)	\$35.00
0635146-05	Controller Key, Blue (User Key)	\$35.00
0635146-06	Controller Key, Teal (Courier Key)	\$35.00
3425002	Battery 12VDC, Replacement	\$60.00
2855013	Transformer 15VDC, Replacement	\$40.00
0255581-01	Safeguard (Steel guard protects controller against damage)	\$20.00
0645026-01	Phone Plug, 4 Conductor (Qty. 10)	\$5.00
0645027-01	Phone Plug, 6 Conductor RJ-11, (Qty. 10)	\$8.00
0615748	Field upgrade N.M.P.S. Remote Access	\$1,010.00
4505761	Upcharge for Safewizard w / N.M.P.S., Remote Access	\$685.00

#### Demo Kits:

0615648	SafeWizard Demo Display Kit	\$2,325.00
0615648C	SafeWizard Demo Display Kit with case	\$3,050.00



## AMSEC ESLXL Series Digital Keypad Locks

AMSEC Product Catalog Page 41

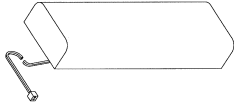
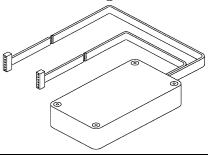
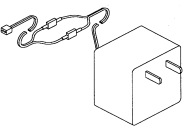
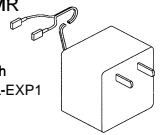
ESL10XL			SHOWROOM DISPLAY UNITS		FACTORY INSTALLED PRIMARY LOCK		FACTORY INSTALLED AUXILIARY LOCK		RETRO-FIT KIT	
Model*	Description	Finish	Part #	Retail	Part#	Retail	Part#	Retail	Part#	Retail
ESL10XL	STD UNIT	BLACK	0615780	<b>\$215</b>	4505765	<b>\$140</b>	4505765A	<b>\$350</b>	0615779	<b>\$215</b>
ESL10XL	STD UNIT	BRASS	0615773	<b>\$215</b>	4505763	<b>\$140</b>	4505763A	<b>\$350</b>	0615770	<b>\$215</b>
ESL10XL	STD UNIT	CHROME	0615774	<b>\$215</b>	4505764	<b>\$140</b>	4505764A	<b>\$350</b>	0615772	<b>\$215</b>
<b>NEW!</b> ESL10XL	STD UNIT	BLACK NICKEL	0615868	<b>\$215</b>	4505798	<b>\$140</b>	4505798A	<b>\$350</b>	0615867	<b>\$215</b>
ESL10XL-S	w/ Slam Bolt	BLACK	0615804	<b>\$215</b>	4505771	<b>\$140</b>	4505771A	<b>\$350</b>	0615795	<b>\$215</b>
ESL10XL-S	w/ Slam Bolt	BRASS	0615802	<b>\$215</b>	4505769	<b>\$140</b>	4505769A	<b>\$350</b>	0615791	<b>\$215</b>
ESL10XL-S	w/ Slam Bolt	CHROME	0615803	<b>\$215</b>	4505770	<b>\$140</b>	4505770A	<b>\$350</b>	0615793	<b>\$215</b>
<b>NEW!</b> ESL10XL-S	w/ Slam Bolt	BLACK NICKEL	0615872	<b>\$215</b>	4505815	<b>\$140</b>	4505815A	<b>\$350</b>	0615871	<b>\$215</b>

ESL20XL			SHOWROOM DISPLAY UNITS		FACTORY INSTALLED PRIMARY LOCK		FACTORY INSTALLED AUXILIARY LOCK		RETRO-FIT KIT	
Model*	Description	Finish	Part #	Retail	Part#	Retail	Part#	Retail	Part#	Retail
ESL20XL	STD UNIT	BLACK	0615789	<b>\$300</b>	4505768	<b>\$205</b>	4505768A	<b>\$415</b>	0615786	<b>\$300</b>
ESL20XL-S	w/ Slam Bolt	BLACK	0615807	<b>\$300</b>	4505774	<b>\$205</b>	4505774A	<b>\$415</b>	0615801	<b>\$300</b>

### NEW! AMSEC ESL20x2 Electronic Lock

Part #	Description	Retail
4505833	ESL20X2 Factory Installed	<b>\$390</b>
0615906	ESL20X2 Retro Fit Kit	<b>\$520</b>

ACCESSORIES		FACTORY INSTALLED PRIMARY LOCK		FACTORY INSTALLED AUXILIARY LOCK		RETRO-FIT KIT	
ESLBAT	Aux. Battery pack for ESL10XL or ESL20XL	4505321	<b>\$125</b>	4505321	<b>\$125</b>	0615230	<b>\$100</b>
ESL20XLEXP1	Expansion kit (1) ESL20XL	4505322	<b>\$175</b>	4505322	<b>\$175</b>	0615231	<b>\$160</b>
ESL20EXP2	Expansion kit (2) ESL20XL's	4505323	<b>\$265</b>	4505323	<b>\$265</b>	0615232	<b>\$245</b>
ESLAC	A/C Power Kit for use with any ESL10XL, ESL20XL	4505324	<b>\$135</b>	4505324	<b>\$135</b>	0615233	<b>\$120</b>
ESLTFMR	A/C Transformer for use with ESL20XL-EXP1 and ESL20XL-EXP2	4505325	<b>\$35</b>	4505325	<b>\$35</b>	0635080	<b>\$40</b>

 <p>ESLBAT</p>	<p>Provides extended life on battery power for both ESL10XL and ESL20XL locks. Option is sold separately as a kit or installed. One pack is required per lock. Battery pack mounts near lock on the inside of the safe door. (6 C-Cell batteries not included in Retrofit Kit)</p>
 <p>ESL20-EXP2</p>	<p>Provides an external box with duress capability and connections for field installation of duress, A/C power and external control device. Option is sold separately as a kit or installed. All wiring is provided for (1) ESL20XL lock (ESL20-EXP1) or (2) ESL20XL locks (ESL20-EXP2) with conduit and fasteners. Option can be ordered for: ESL20XL and ESL20XL-S.</p>
 <p>ESLAC</p> <p>Order with any ESL10XL or ESL20XL</p>	<p>Provides unlimited power for optimal performance of the ESL10XL and ESL20XL. Battery(s) become backup systems. Option is sold separately as a kit or installed. Can be used with ESLBAT option installed. ESLAC is provided with conduit and fasteners (this option is for both ESL10XL and ESL20XL). ESLTFMR plugs into expansion module (this option is only for ESL20XL).</p>
 <p>ESLTFMR</p> <p>Order with ESL20XL-EXP1 or EXP2</p>	

### AMSEC BIOMETRIC SAFE LOCK

AMSEC Product Catalog Page 42

Part #	Description	Retail
4505826	<b>NEW!</b> Biometric Electronic lock, AMSEC, (Installed on new safe) - BRASS	<b>\$630</b>
4505825	<b>NEW!</b> Biometric Electronic lock, AMSEC, (Installed on new safe) - CHROME	<b>\$630</b>
0615895	<b>NEW!</b> Biometric Electronic lock, AMSEC, (retro-fit kit) - BRASS	<b>\$655</b>
0615894	<b>NEW!</b> Biometric Electronic lock, AMSEC, (retro-fit kit) - CHROME	<b>\$655</b>
4505828	<b>NEW!</b> Biometric Electronic lock, AMSEC, (Installed on TF series / American Security Home Safes /	<b>\$690</b>
4505827	<b>NEW!</b> Biometric Electronic lock, AMSEC, (Installed on TF series / American Security Home Safes /	<b>\$690</b>



**SARGENT AND GREENLEAF**  
A lock on security.

## S & G Locks

AMSEC Product Catalog Page 42

Model*	Description	Factory Installed Primary Lock		Factory Installed Auxiliary Lock		Retro-Fit Kit	
		Part#	Retail	Part#	Retail	Part#	Retail
6120	Satin Chrome Finish 1-9 TDL Round Keypad	4505036	<b>\$215</b>	4505036A	<b>\$450</b>	0615096-01	<b>\$285</b>
6120	Brass Finish 1-9 TDL	4505042	<b>\$215</b>	4505042A	<b>\$450</b>	0615096-02	<b>\$285</b>
6120	Bright Chrome Finish 1-9 TDL	4505331	<b>\$215</b>	4505331A	<b>\$450</b>	0615777	<b>\$285</b>
6120-210	Satin Chrome Finish 1-9 TDL EZ Keypad	4505725	<b>\$185</b>	4505725A	<b>\$420</b>	0615592	<b>\$255</b>
6120-211	Brass Finish 1-9 TDL EZ Keypad	4505726	<b>\$185</b>	4505726A	<b>\$420</b>	0615594	<b>\$255</b>
2007-102	Ddrive Titan Lock - up to 7 users, 99 min TDL, Chrome	4505834	<b>\$160</b>	4505834A	<b>\$395</b>	0615925	<b>\$230</b>
6120 w/Bio	Biometric electronic lock - Chrome	4505755	<b>\$940</b>	4505755A	<b>\$1,175</b>	0615735	<b>\$1,010</b>
6120 w/Bio	Biometric electronic lock - Brass	4505753	<b>\$940</b>	4505753A	<b>\$1,175</b>	0615729	<b>\$1,010</b>
6123	Satin Chrome 1-99 TDL	4505037	<b>\$260</b>	Quote	<b>\$495</b>	0615097	<b>\$330</b>
6126	30 user Audit Lock - 400 events	4505835	<b>\$820</b>	4505835A	<b>\$1,055</b>	0615926	<b>\$890</b>



## LaGard Locks

AMSEC Product Catalog Page 43

Model*	Description	Factory Installed Primary Lock		Factory Installed Auxiliary Lock		Retro-Fit Kit	
		Part#	Retail	Part#	Retail	Part#	Retail
3802	LG Basic II (Satin Chrome)	4505366	<b>\$165</b>	4505366A	<b>\$410</b>	0615356	<b>\$260</b>
3802G	LG Basic II (Brass)	4505367	<b>\$165</b>	4505367A	<b>\$410</b>	0615357	<b>\$260</b>
3802C	LG Basic II (Bright Chrome)	4505752	<b>\$165</b>	4505752A	<b>\$410</b>	0615641	<b>\$260</b>
33E	Combogard w/9V Batt. (Chrome)	4505038	<b>\$275</b>	4505038A	<b>\$560</b>	0615112-01	<b>\$370</b>
33E	Combogard w/6 "C" Cell Batt. (Chrome)	4505039	<b>\$420</b>	4505039A	<b>\$630</b>	0615112-02	<b>\$505</b>
3600	Elec. Lock w/Time Delay Funct. (Chrome)	4505017	<b>\$335</b>	4505017A	<b>\$525</b>	0615116	<b>\$450</b>
	*SmartLinc - 1LK	4505741	<b>\$1,105</b>	Quote		0615680	<b>\$1,230</b>

\*For 2 up to 5 Locks - Request Quote



LG Basic II



SAFEGARD



SMARTLINC



## Kaba-Mas Locks

AMSEC Product Catalog Page 42

Model*	Description	Factory Installed Primary Lock		Factory Installed Auxiliary Lock	
		Part#	Retail	Part#	Retail
52R	Black Round Keypad, No Audit function, with Slide Bolt	4505749	<b>\$470</b>	4505749A	<b>\$690</b>
52V	Black Vertical Keypad, No Audit function, with Regular Bolt	4505747	<b>\$410</b>	4505747A	<b>\$630</b>
52V	Black Vertical Keypad, No Audit function, with Slide Bolt	4505748	<b>\$410</b>	4505748A	<b>\$630</b>
252V	Black Vert Keypad, Audit Trail - 100 Activities, 20 Users, 1-99 min. TDL, with slide bolt	4505750	<b>\$500</b>	4505750A	<b>\$720</b>
552V	Black Vert Keypad, Audit Trail - 400 Activities, 99 Users, 1-99 min. TDL, with Slide Bolt	4505751	<b>\$1,140</b>	4505751A	<b>\$1,350</b>

### Kaba-Mas Lock Accessories

Audit Software - 252 / 552 Series Software	0635202	<b>\$465</b>
Alarm Interface - 252 / 552 Series Locks	2725011	<b>\$195</b>

Above prices are for normal installation mounted on outer door. If special mounting, charge additional.

### Installed Lock Options

Locks	Part #	Description	Retail
	0615865-01	U.L. Listed Group 2 Mechanical Combination Safe Lock Kit	<b>\$95</b>
4505000	UL LISTED GROUP 1 (S&G)	<b>\$235</b>	
4505001	UL LISTED GROUP 1R (S&G)	<b>\$235</b>	
4505002	DUAL COMBINATION GROUP II LOCKS (N/A ON ALL MODELS)	<b>\$235</b>	
4505003	S&G 6804 KEY-OP LOCK (IN PLACE OF STANDARD LOCK)	<b>\$30</b>	
4505004	S&G 6804 AUXILIARY KEY OP LOCK	<b>\$250</b>	
4505044	S&G 6870 AUXILIARY HIGH SECURITY KEY LOCK	<b>\$325</b>	
4505007	S&G 6280-006 144 HR 2-MOVEMENT TIMELOCK (SNAP ACTION)	<b>\$2,055</b>	
4505008	S&G 6373 144 HR 3-MOVEMENT TIMELOCK (SNAP ACTION)	<b>\$2,720</b>	
4505016	4440 LOCK INSTALLED IN PLACE OF COMBO (B/C RATE ONLY) (Does not apply to Imported BWB safes)	<b>N/C</b>	
4505019	S&G 6630 WITH DIAL AND RING	<b>\$170</b>	
4505020	MOUNT PLATE PREPARED FOR S&G 6283 TIME LOCK	<b>\$100</b>	
4505029	KABA-MAS X-09 UPCHARGE	<b>\$3,030</b>	

### Keys

Keys	Part #	Description	Blank	Cut to Code (Add "C" to suffix)	
	*All prices are retail (each), minimum 2 keys	P2081	RENTER'S KEY FOR S&G 4440 LOCK (EXTRA LONG)	<b>\$14</b>	<b>\$30</b>
P2126 (#7)		GUARD KEY FOR 4440 LOCK (#7) EXTRA LONG	<b>N/A</b>	<b>\$30</b>	
P0753		RENTER'S KEY FOR S&G 4113 LOCK (STANDARD)	<b>\$8</b>	<b>\$30</b>	
P1167		GUARD KEY FOR 4440 LOCK (SPECIFY GUARD KEY #) STANDARD LENGTH	<b>\$14</b>	<b>\$30</b>	
P1900		DIAL KEY FOR S&G CONVERTIBLE DIAL	<b>\$5</b>	<b>\$30</b>	
0456053		KEY OUTER DOOR FS712 FS149 FS2215 FS4622 FS914 FS3018 WFS149	<b>N/A</b>	<b>\$30</b>	
0456054		KEY OUTER DOOR ES914 ES149 ES1814 ES813 ES916 ES1014 ES2014 WES2114 WES149	<b>N/A</b>	<b>\$30</b>	
0455018		BLANK KEY FOR S&G KEY-OP LOCK	<b>\$12</b>	<b>N/A</b>	
0455037		KEY BLACK S&G 6870 LOCK	<b>\$28</b>	<b>\$40</b>	
P2134		KEY FOR BEST CYLINDER LOCK	<b>\$8</b>	<b>\$30</b>	
P1609		KEY FOR MEDECO CYLINDER LOCK	<b>\$8</b>	<b>\$30</b>	
Keying		P1702	DIAL KEY FOR LA GARD KEY LOCKING DIAL	<b>\$6</b>	<b>\$30</b>
			CUT KEY FOR S&G KEY-OP LOCK	<b>N/A</b>	<b>\$30</b>
		4505095	DOORS/LOCKS KEYED ALIKE (2 KEYS PER LOCK)		<b>\$24</b>
4505096	DOORS/LOCKS MASTER KEYED (2 KEYS PER LOCK + MASTERS)		<b>\$40</b>		
4505097	SPECIAL COMBINATION (SET TO CUSTOMER #)		<b>\$50</b>		

### U.L. Listed Group 2 Mechanical Combination Safe Lock

Part #	Description	Retail
0615865-01	U.L. Listed Group 2 Mechanical Combination Safe Lock Kit - Retrofit	<b>\$95</b>

<b>Installed Options</b>			
	<b>Part #</b>	<b>Description</b>	<b>Retail</b>
<b>SHELVES</b>	4505050	UP TO 24" WIDE (ADJUSTABLE)	<b>\$65</b>
	4505051	OVER 24" WIDE (ADJUSTABLE)	<b>\$75</b>
	4505052	UP TO 24" WIDE (FIXED)	<b>\$75</b>
	4505053	OVER 24" WIDE (FIXED)	<b>\$95</b>
<b>ALARM DEVICES</b>	4505070	MODULAR ALARM - DETECTS VIBRATION, HEAT & DOOR OPENING	<b>\$325</b>
<b>ALARM BLOCKS</b>	2715003	ALARM BLOCK KIT (4 PCS.)	<b>\$115</b>
<b>ALARM HOLE</b>	4505165	1/4" ALARM HOLE	<b>\$50</b>
<b>COIN RACK</b>	4505080	COIN RACK - DOOR MOUNTED (6 OPENINGS)	<b>\$120</b>
<b>HOPPERS</b>	4505085	STAR - HANDLE OPERATED (6¼" DEEP X 5" WIDE X 10½" LONG)	<b>\$610</b>
	4505086	MAJOR - LARGE (7" DEEP X 4½" WIDE X 10¾" LONG)	<b>\$755</b>
	4505090	INSTALLING HOPPER ON A SAFE (PLATE SAFES)	<b>\$65</b>
	4505091	INSTALLING HOPPER ON A SAFE (CLAD & COMPOSITE SAFES)	<b>\$325</b>
	4505092	EXTRA-LARGE HOPPER 6 x 10 x 16	<b>\$890</b>
<b>CUSTOM PAINT</b>	4505100	REQUIRED MATCHING AND PURCHASING SPECIAL COLOR PAINT (TEXTURED PAINT ONLY)	<b>\$220</b>
<b>DIALS &amp; RINGS</b> WHEN ORDERED WITH SAFE	4505110	S&G FRONT READ KEY LOCKING DIAL	<b>\$40</b>
	4505111	S&G SPYPROOF DIAL	<b>\$15</b>
	4505112	S&G SPYPROOF KEY LOCKING DIAL	<b>\$40</b>
	4505113	S&G BANKERS HASP (+DIAL)	<b>\$145</b>
<b>SLOTS</b> (WITH BAFFLES)	4505130	SLOTTED DOORS (STAR C-LIFT OUT)	<b>\$50</b>
	4505131	FLOOR SAFES (SLOTTED DOOR - CHECK SAFE FOR ADEQUATE DEPTH)	<b>\$80</b>
	4505132	FREESTANDING PLATE CHESTS	<b>\$80</b>
	4505133	FREESTANDING CLAD & COMPOSITE CHESTS	<b>\$85</b>
<b>INSTALL CHEST</b>	4505140	INSTALL FLOOR SAFE IN CHEST OR FIRE SAFE	<b>\$175</b>
<b>SLAM DAMPER</b>	4505145	ONLY U.L. RATED SAFES 18" WIDE OR LARGER (RETROFITABLE)	<b>\$180</b>
<b>BOLT DETENT</b>	4505150	ONLY U.L. RATED SAFES 18" HIGH OR LARGER (NOT RETROFITABLE)	<b>\$100</b>
<b>ANCHOR HOLES</b> <b>SPECIFY SIZE</b> (PRICE IS FOR 1-4 HOLES)	4505160	U.L. PLATE BODY W/ ANCHOR KIT (SPECIFY DIA. & AMOUNT)	<b>\$90</b>
	4505161	U.L. COMPOSITE BODY W/ ANCHOR KIT (SPECIFY DIA. & AMOUNT)	<b>\$95</b>
	4505162	B&C RATE SAFES W/ OUT ANCHOR KIT (SPECIFY DIA. & AMOUNT)	<b>\$70</b>
	4505163	ANCHOR KIT (SPECIFY SIZE: 3/8", 1/2" OR 5/8" BOLT)	<b>\$60</b>
<b>CLADINGS</b>	N/A	STANDARD CLADING - 3" ON TOP, BOTTOM, BACK & SIDES	*

<b>Touch Up Paint</b>			
<b>Part #</b>	<b>Description</b>	<b>Finish</b>	<b>Retail (ea.)</b>
4505101	2 oz. Touch up, Specify color	textured	<b>\$20</b>
4505108	2 oz. (2 part) Touch up, Specify color*	textured / hi-gloss	<b>\$35</b>
4505103	1/2 pint touch up, Specify color	textured	<b>\$35</b>
4505109	1/2 pint (2 color) touch up, Specify color	textured	<b>\$45</b>
3715088	1/2 pint (2 part) touch up, Specify color*	hi-gloss	<b>\$45</b>
3715054	1 gallon, Specify color	textured	<b>\$300</b>
3715146	1 gallon, Specify color*	hi-gloss	<b>Call for quote</b>



AMSEC can not ship over 1/2 pint UPS or fed-ex. These requests must be shipped from paint manufacturer or with load \* Excludes Pearl White

### Replacement Safe Bodies (NOT COMPLETE SAFES)

Model	Part No.	Retail
B1500	0215046-01PP	\$335
B2200	0215046-02PP	\$460
B2900	0215046-03PP	\$575
B3700	0215024-01PP	\$840
B3800	0215014-01PP	\$840
B5800	0215025-01PP	\$1,240
B1806	0215047-01PP	\$530
B1810	0215047-02PP	\$730
B1816	0215047-03PP	\$835
B1816D	0215023	\$1,560
B400	0215084	\$180
B700	0215085	\$245
C3	C3BODY	\$250
C5	C5BODY	\$320
CD5	CD5BODY	\$580

Model	Part No.	Retail
C7	C7BODY	\$405
CD7	CD7BODY	\$665
B6	B6BODY	\$475
B17	B17BODY	\$790
B24	B24BODY	\$995
BDP24	BDP24BODY	\$1,550
T425	T425BODY	\$330
T625	T625BODY	\$410
T925	T925BODY	\$480
T625DD	T625DDBODY	\$630
T925DD	T925DDBODY	\$715

### Lift Out and Hinged Doors

Model	Description	Part No.	Retail
SUPER BRUTE <small>* Specify old or new series door when ordering. Part No's. are for new series</small>	B RATE (3/4") COMBINATION *	0115111	\$535
	B RATE (3/4") COMBINATION-SLOTTED *	0115112	\$625
B1800 SERIES BRUTE	COMBINATION	0115123	\$535
	COMBINATION-SLOTTED	0115124	\$625
B400 & B700 SQUARE LIFT OUT	COMBINATION	0115131	\$320
	COMBINATION-SLOTTED 3/8" x 4½"	0115132	\$415
DSF/DST HOPPER SERIES AND MINI SAFE DOORS	COMBINATION DOOR	CALL	\$485
	KEYLOCK DOOR	CALL	\$405
 C-LIFT OUT & E-LIFT OUT	COMBINATION	M011802	\$450
	COMBINATION-SLOTTED	M011806	\$500
	KEYLOCK	M001701	\$450
	KEYLOCK-SLOTTED	M001705	\$500
	INNER DOOR DUAL KEY (SOLID)	M032400	\$275
	INNER DOOR DUAL KEY (SLOTTED)	M041000	\$305
 C-LIFT OUT	7" OR T20 COMBINATION, KEY CHANGE	3300-01	\$470
	INNER DOOR, SINGLE NOSE	1298-01	\$170
DUST COVER	DUST COVER FOR STAR & MAJOR ROUND DOORS	D068200	\$40

**Material Handling Equipment Retail Price List**

AMSEC Product Catalog Page 44

**Hand Trucks**

Model	Description	Load Cap.	Wt.	Retail
1500LNR	Lift-N-Roll System - Set of two	1500	110	\$1,945

\*30 Day Manufacturer's Warranty

**Triple L Trailers**

Model	Description	Load Cap.	Wt.	Retail
248	Single Axle, Winch System - 4.4' x 9'	2000	1510	\$10,375
4610	Single Axle, Electric System - 6' x 10'	4000	2070	\$15,110
7610	Tandem Axle, Electric System - 6' x 10'	7000	2500	\$18,655
25102	Surge Brakes / Opt. / one axle			\$1,780
28102	Surge Brakes / Opt. / two axle			\$2,470
70126	Battery Charger / Opt.			\$230
26106	Spare Tire Bracket / Opt.			\$255
72213	Spare Tire 14.5" Wheel & Tire / Opt.	(Not available on model 248)		\$400
72211	Spare Tire 15" Wheel & Tire / Opt.			\$460

\*1 Year Manufacturer's Warranty

**Safe Handling Equipment**

Model	Description	Load Cap.	Wt.	Retail
1500UL-SMS	AMSEC Safe Moving System includes 1500UL and the 4 options listed below			\$9,845
1500UL	UltraLift Powered Hand Truck Model 1500	1500	120	\$7,735
1500UL-QMW	QMW - Quad Main Wheels			\$355
1500UL-SEH	SEH - StrongArm Extension Handle			\$705
1500UL-VMA	VMA - Vertical Move Assembly			\$760
<b>OTHER AVAILABLE OPTIONS:</b>				
1500UL-RTA	RTA - Rough Terrain Attachment			\$625
1500UL-PLE	PLE - Portable Landing Extender			\$1,240
1500UL-LP6WD	LP6WD - Low Profile 6 Wheel Dolly			\$875
1500UL-LPS	LPS - Load Positioning System			\$875
1500UL - LBB	LBB - Load Balance Box			\$515

\*1 Year Manufacturer's Warranty

\*3 Years on Motor/Drive System



WS1014

WS1514

WS1214

Three Pack Display



Safe Pedestal



POP Display Rack



BF® Door Cutaway



BF® Body Cutaway



3' x 5' Banner




Two-Sided Hanging Sign



Authorized Dealer Window Decal



Illuminated Clock



Guide to Safe Usage Poster



All-Product Brochure



Gun Safe Brochure



Dealer Catalog

## AMSEC MERCHANDISING DISPLAYS

PART #	DESCRIPTION	RETAIL
1045008	3-PACK SAFES: WS1014, WS1514, & WS1214 Also includes display stand, POP, product tags, color poster and consumer brochures	<b>\$1,860</b>
1045020	4-PACK PROMOTIONAL KIT: safe pedestal, sales banner, 3 hanging signs, safe usage poster, window decal, consumer brochures, product tags, & authorized dealer certificate. <b>Save \$55.00</b>	<b>\$230</b>
1045021	8-PACK PROMOTIONAL KIT: Large illuminated clock, two safe pedestals, sales banner, 4 hanging signs, safe usage poster, window decal, consumer brochures, product tags, & authorized dealer certificate. <b>Save \$70.00</b>	<b>\$710</b>
1045169	Purchase 10 of the following safes and receive the New AMSEC POP Display rack FREE: Safes (2 of ea. / 1 to show, 1 to go): ES916, ES1014, ES813 compact burglary safes and the new EST914, EST1814 U.L. Listed 1 hour fire safes. Also receive consumer brochures and 6 magnetic hang tags. <b>Save \$565</b>	<b>\$2,820</b>

## AMSEC INDIVIDUAL SALES AIDS

PART #	DESCRIPTION	RETAIL
1045022	Illuminated Clock (15" x 30")	<b>\$320</b>
1045014	Display Pedestal	<b>\$170</b>
1045161	POP Display Rack	<b>\$565</b>
1045000	Sales Banner	<b>\$40</b>
1045024	"Burglary/Fire Safes" Hanging Sign	<b>\$15</b>
1045028	"Fire Safes" Hanging Sign	<b>\$15</b>
1045029	"Floor Safes" Hanging Sign	<b>\$15</b>
1045030	"Depository Safes" Hanging Sign	<b>\$15</b>
1045134	"Wall Safes" Hanging Sign	<b>\$15</b>
1045133	"Gun Safes" Hanging Sign	<b>\$15</b>
1015241	Authorized Dealer Window Decal	<b>\$10</b>
1045073	Guide to Safe Usage Poster	<b>N/C</b>
4305127	Retail Price List	<b>N/C</b>
4305128	Guide to All Products Brochure (color 4 x 9)	<b>N/C</b>
1045129	Dealer Catalog (8½ x 11)	<b>N/C</b>
4305172	Gun Safe Brochure	<b>N/C</b>
4305222	Gun Safe Mini-Brochure	<b>N/C</b>
1045072	Gun Safe Warranty Poster	<b>N/C</b>
1045076	BF® Gun Safe Authorized Dealer Banner	<b>\$40</b>
1045058	BF® Door Cutaway Plaque	<b>\$75</b>
1045071	BF® Body Cutaway Plaque	<b>\$155</b>
1045070	AMSEC Color Panel Display	<b>\$1,100</b>
4305174	Warranty/Operating Booklet	<b>N/C</b>
1045004	Magnetic Product Tags (6)	<b>\$20</b>
1045007	3 pack display only	<b>\$170</b>

# AMSEC INDEX BY MODEL NUMBER

## A

ACF2020	11
ACF2020XD	11
ACF3020	11
ACF3020XD	11
ACF4024	11
ACF4024XD	11
ACF4824DS	17
ACF5024	11
ACF5024XD	11
ACF6030	11
ACF6030XD	11
AM2020	4
AM3020	4
AM4020	4

## B

B1500	21
B17	20
B1806	21
B1810	21
B1816	21
B1816D	21
B2200	21
B24	20
B2900	21
B3700	21
B3800	21
B400	21
B5800	21
B6	20
B700	21
BD24	20
BDP24	20
BF1512	7
BF1716	7
BF2116	7
BF3416	7
BF6030	4
BF6032	4
BF6636	4
BF7240	4
BLB2018	8
BLB3018	8
BLB3024	8
BLB4024	8
BLC2018	8
BLC3018	8
BLC3024	8
BLC4024	8
BSW2020	16
BSW2025	16
BSW3020	16
BSW3025	16
BSW4020	16
BSW4025	16
BWB2020	8
BWB2020FLNL	15
BWB2020FL	15
BWB2020FLR	15
BWB2020FL-SW	15
BWB2025FL	15
BWB2025FLR	15
BWB2025FL-SW	15
BWB3020	8
BWB3020-D1	15
BWB3020FL	15
BWB3020FLR	15
BWB3020FL-SW	15

BWB3025	8
BWB3025FL	15
BWB3025FLR	15
BWB3025FL-SW	15
BWB4020	8
BWB4020FL	15
BWB4020FLR	15
BWB4020FL-SW	15
BWB4025	8
BWB4025FL	15
BWB4025FLR	15
BWB4025FL-SW	15

## C

C3	20
C5	20
C7	20
CB23	10
CD5	20
CD7	20
CDXE	13
CDXF	13
CE1814	7, 11
CE2518	7, 11
CE3524	11
CE4524	11
CE5524	11
CE6528	11
CE7236	11
CF1814	11
CF2518	11
CF3524	11
CF4524	11
CF5524	11
CF6528	11
CF7236	11
CSC1413	7
CSC1913	7
CSC3018	7
CSC4520	7
CSC4520 Executive	4

## D

DSC2014KC	14
DSF2014C	14
DSF2014K	14
DSF2714C	14
DSF2714K	14
DSF2731CC	14
DSF2731KC	14
DSF3214CC	14
DSF3214CK	14
DSF3214KK	14
DSR2014C	14
DSR2014K	14
DSR2714C	14
DSR2714K	14
DST2014C	14
DST2014K	14
DST2714C	14
DST2714K	14
DST2731CC	14
DST2731KC	14

DST3214CC	14
DST3214CK	14
DST3214KK	14
DV652	4
DXE	12
DXF	12

## E

ESF1214	5, 10
EST149	5, 9
EST712	5, 10
EST813	5, 10
EST914	5, 9
EST916	5, 10
EST1014	5, 10
EST1814	5, 9
EST2014	5, 10
ESL10XL	25
ESL20XL	25
ESL20X2	25

## F

FS149	9
FS914	9
FS2215	9

## H

HRPED	10
HRPROG	10
HS7943	4
HS6743	4

## I

IRC412	10
IRC916E	10

## K

K-1	18
K1-A	18
K2	18
KB93	10

## M

MM2820 – 3-Drop	17
MM2820 – Top Drop	17
MM2820 – Center Drop	17
MS1414C	8
MS1414K	8

## P

PB2 w/5BE	4
-----------	---

## R

RF6528	4
RMM2620X2	16

## S

SF5924	4
SF6030	4
SF6032	4
SF6036	4

## T

T425	20
T625	20
T625DD	20
T925	20
T925DD	20
TB0610-1	18
TB0610-1T	18
TB0610-2	18
TB0610-4	18
TB0610-6	18
TB0610-7	18
TB1210-1	18
TB1210-1T	18
TB1210-2	18
TB1210-4	18
TB1210-6	18
TB1210-7	18
TF5517	4
TF5924	4
TF6030	4
TF6032	4
TF6036	4
TF7240	4

## U

UL1511	9
UL1812	9
UL1812XD	9
UL2018	9
UL2818	9
UL3918	9

## V

VD8030BF	5
VD8030SF	5

## W

WEST149	17
WEST2114	17
WFS149	17
WS1014	17
WS1214	17
WS1514	17
WS1814	17



11925 Pacific Avenue  
Fontana, CA 92337  
800-421-6142

951-685-9680 • Fax 951-685-9685  
ON THE WEB: [www.amsecusa.com](http://www.amsecusa.com)  
CONTACT US: [info@amsecusa.com](mailto:info@amsecusa.com)